

HOL T&M 系列

HOL T&M SERIES TURNING & MILLING TOOLS

瑞士型CNC走心式自動車床刀具 SWISS Type CNC Head-Sliding Lathe Tool

HOL T & M 系列CNC走心式自動車床刀具之卓越特性在展現高效率車削，高精度與耐磨耗性。鶴峻公司秉持豐富的車床車削與銑削技術經驗，成功開發出全系列的車銑刀具，廣泛應用在各種材質的加工，例如：快削鋼，一般鋼材，不鏽鋼與鈦合金等。HOL T&M車銑刀具可有效提升CNC 走心式自動車床之加工效率，表面精度且使用壽命長。

The HOL T&M series exhibits extra high cutting efficiency, high accuracy and high wear resistance. Based on the extensive experience of lathe turning and milling technology, HOLER widely applied for cutting applications for various material such as fast-cut steel, general steel, stainless steel and titanium alloy...etc. HOL T&M series tool will greatly upgrade machining efficiency, surface accuracy, products' life time while working with CNC traveling spindle automatic lathe.

HOL T&M系列 產品特性

Features of HOL T&M series tool

- ◇ 一種刀架可使用多種刀片，增加調用靈活性。
- ◇ 刀片更換簡易雖非成熟技術員，亦可輕鬆完成。
- ◇ 材種齊全，設計多樣，價格公道。

- ◇ One holder applies with various inserts, which increases tool's flexibility.
- ◇ The inserts are easy to change. Even an unskilled operator can change inserts independently.
- ◇ Our tools with comprehensive types, diversity of designs, and competitive prices.

常用鍍膜

Frequently Used Coating

 UP60 沉金色 Gold	 X21 灰色 Gray	 NA01 酒紅色 Burgundy -violet
 HC83 黃金色 Gold	 NC02 輝黑色 Metal-silver	


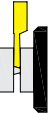




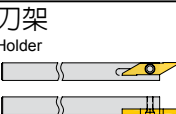
內徑車刀

Micro Bar-Boring















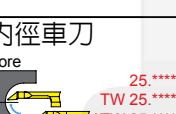



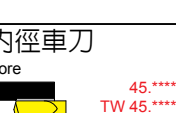
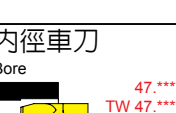






索引 INDEX

凸輪機用刀具 LATHE TOOL FOR CAM

 左向前掃刀 Left Hand Front Turn 34.****	頁次 Page P.6	 左向切斷刀 Left Hand Part Off 44.****	頁次 Page P.7	 左向後掃刀 Left Hand Back Turn 68.**** 70.****	頁次 Page P.9	 左向圓槽刀 Left Hand Radius 72.***R	頁次 Page P.10
 左向圓槽刀 Left Hand Radius 72.***	頁次 Page P.10	 左向切槽刀 Left Hand Groove 72.***	頁次 Page P.10	 刀架 Holder	頁次 Page P.11		


瑞士型CNC走心式自動車床刀具 SWISS Type CNC Head-Sliding Lathe Tool

 右向前掃刀 Right Hand Front Turn 33.**** 33.****D 33.****V	頁次 Page P.13	 倒角刀片 Chamfering Bole 35.****	頁次 Page P.16	 右向後掃刀 Right Hand Back Turn 67.**** 69.**** 674.**** 694.****	頁次 Page P.17 P.39 P.56	 左向後掃刀 Left Hand Back Turn 68.**** 70.**** 684.**** 70.**** 694.**** 704.****	頁次 Page P.20 P.58
 右向牙刀 Right Hand Thread 49.**** 494.****	頁次 Page P.21 P.41 P.59	 左向牙刀 Left Hand Thread 50.**** 504.****	頁次 Page P.21 P.54 P.59	 右向切斷刀 Right Hand Part Off 43.**** 433.****	頁次 Page P.22 P.42 P.60	 左向切斷刀 Left Hand Part Off 44.**** 443.****	頁次 Page P.26 P.46 P.63
 左向右切切斷刀 Left Hand Right Cutting Part Off 44.***R 443.***R	頁次 Page P.30 P.50 P.65	 端面切溝刀 Face Groove 21.**** 214.****	頁次 Page P.34 P.54 P.67	 右向切槽刀 Right Hand Groove 71.**** 714.****	頁次 Page P.35 P.62 P.67	 右向圓槽刀 Right Hand Radius 71.***R 714.***R	頁次 Page P.36 P.68
 右向插掃刀 Right Hand Groove and Turn 75.**** 77.**** 774.****	頁次 Page P.36 P.55 P.69	 刀架 Holder	頁次 Page P.70	 三角立型槽刀片 KTGFR/L.**** HTG32R/L.**** JGBR/L.**** MTG43R/L.****	頁次 Page P.73	 三角立型螺紋刀片 CSTTR/L.**** HTT.16**** WTHR/L.**** HTT.22****	頁次 Page P.75
 三角立型後掃刀片 CSBTR/L.**** BT67.****	頁次 Page P.77	 內徑車刀 Bore 25.**** TW 25.**** ATW 25.****	頁次 Page P.78 P.79	 內徑車刀 Bore 27.**** TW 27.**** ATW 27.****	頁次 Page P.80 P.81	 內徑車刀 Bore 29.**** TW 29.**** ATW 29.****	頁次 Page P.82 P.83
 內徑車刀 Bore 37.**** TW 37.**** ATW 37.****	頁次 Page P.84	 內徑車刀 Bore 45.**** TW 45.**** ATW 45.****	頁次 Page P.85 P.86	 內徑車刀 Bore 47.**** TW 47.**** ATW 47.****	頁次 Page P.87 P.88	 內徑牙刀 Micro Internal Thread 51.**** TW 51.**** ATW 51.****	頁次 Page P.89
 內徑槽刀 Internal Groove 53.**** TW 53.**** ATW 53.****	頁次 Page P.90 P.91	 內徑圓槽刀 Internal radius B53.**** TW B53.**** ATW B53.****	頁次 Page P.92 P.93	 內徑倒角刀 Internal chamfer 57.**** TW 57.**** ATW 57.****	頁次 Page P.94 P.95	 平面槽刀 Internal Face Groove 73.**** TW 73.**** ATW 73.****	頁次 Page P.96 P.97

右向端面圓槽刀 Right Hand End Face Radius	頁次 Page
 B73.****	P.98
TW B73.****	P.99
ATW B73.****	


端面槽刀 End Face Groove	頁次 Page
 74.****	P.100
TW 74.****	P.101
ATW 74.****	


左向端面圓槽刀 Left Hand End Face Radius	頁次 Page
 B74.****	P.102
TW B74.****	P.103
ATW B74.****	


PFA 內徑搪孔刀 Internal Bore	頁次 Page
 PFA.****	P.104

PFB 內徑後掃刀 Internal Back-Turn	頁次 Page
 PFB.****	P.104

PFG 槽刀片 Internal Groove	頁次 Page
 PFG.****	P.105

PFG 圓槽刀片 Internal Radius	頁次 Page
 PFG.**** R	P.106


PFS 內徑倒角刀 Internal Chamfer	頁次 Page
 PFS.****	P.106


PFT 螺紋刀片 Internal Thread	頁次 Page
 PFT.****	P.107

PG 刀片 Internal Face Groove	頁次 Page
 PG.****	P.108

HIGR 刀片 Internal Face Groove	頁次 Page
 HIGR.****	P.110

內徑刀桿 Holder For Internal Inserts	頁次 Page
 CS816R.****	P.112

套筒 Sleeve	頁次 Page
 P.114	


套筒 Sleeve	頁次 Page
 P.116	

圓鋸片 Circular Sawblade	頁次 Page
全鎢鋼金屬圓鋸片 Solid Tungsten Metal Circular Sawblade	P.117
HSS小徑槽鋸片 Hss Small Diameter Slotting Circular Sawblade	P.119
T型銑刀系列 T-SLOT MILLING CUTTERS	P.121
側銑刀系列 SIDE MILLING CUTTERS	P.123
金鑽石切削工具 Giving All You Cutting Needs	P.125

迴轉頂針 Duty Live Center	頁次 Page
替換型高速中負荷迴轉頂針 Interchangeable High Speed Medium Duty Live Center	P.127
固定型重負荷迴轉頂針 Fixed Heavy Duty Live Center	P.127
固定細長型高速中負荷迴轉頂針 Fixed Long Type High Speed Medium Duty Live Center	P.128
替換型重負荷迴轉頂針 Interchangeable Heavy Duty Live Center	P.128
端面自動調整插式傳動頂針 Automatic End Adjustment Insert Type Transmitted Center	P.129
傘型重重切削迴轉頂針 Cone Type Heavy Duty Live Center	P.130

鎢鋼鑽頭 Solid Carbide Drills	頁次 Page
全鎢鋼被覆鑽頭 Tungsten Carbide Coates Drill	 P.131
全鎢鋼鉸刀 Tungsten Carbide Reamers	 P.134

切削條件表 Cutting Test Report	頁次 Page
車刀切削條件 Cutting Test Report	P.137
切削排屑:應用介紹 Chip Evacuation: Applications	P.137
尺寸公差表 Dimensional Tolerance	P.138
PVD 各種硬質薄膜特性 PVD Hard Coating Properties	P.138
技術資料 Technical Information	P.139
切削刀具使用上注意事項 NOTICE FOR USING CUTTING TOOL	P.141
對應鋼的韋氏之近似換算值	P.142
車刀加工示意圖	P.143



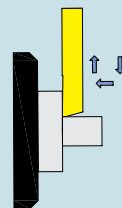
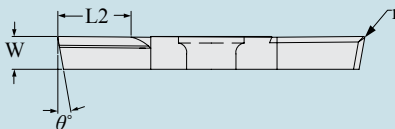
HOL 歐樂

凸輪機用刀具

LATHE TOOL FOR CAM

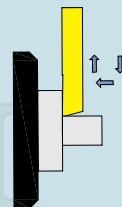
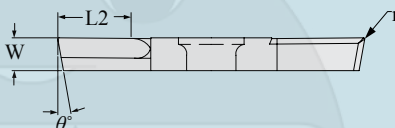
左向前掃刀 Left Hand Front Turn

MC 斷屑槽 MC Breaker



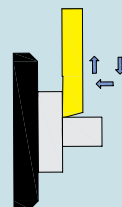
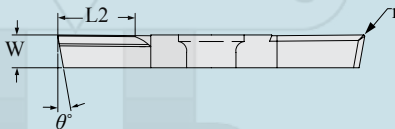

型號 EDP NO.	W	θ°	r	L2	X21	NC02	HC83	適用刀架 HOLDER NO.
34.525- 00 MC	2.5	10°	0.0	6.5		●		CS728L ****-525
34.525-005 MC			0.05					
34.525- 01 MC			0.1					
34.525- 02 MC			0.2					

MU 斷屑槽 MU Breaker



型號 EDP NO.	W	θ°	r	L2	X21	NC02	HC83	適用刀架 HOLDER NO.
34.525- 00 MU	2.5	10°	0.0	6.5		●		CS728L ****-525
34.525-005 MU			0.05					
34.525- 01 MU			0.1					
34.525- 02 MU			0.2					

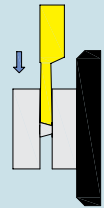
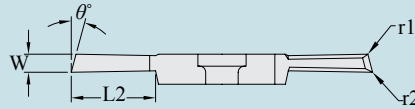
MS 斷屑槽 MS Breaker



型號 EDP NO.	W	θ°	r	L2	X21	NC02	HC83	適用刀架 HOLDER NO.
34.525- 00 MS	2.5	10°	0.0	6.5		●		CS728L ****-525
34.525-005 MS			0.05					
34.525- 01 MS			0.1					
34.525- 02 MS			0.2					

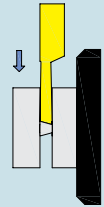
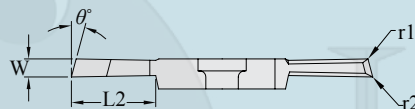
左向切斷刀 Left Hand Part Off

NB 斷屑槽 NO Breaker



型號 EDP NO.	L	H	W	θ°	r1	r2	L2	X21	NC02	HC83	適用刀架 HOLDER NO.
44.52510-00 NB	25	6	1.0	15°	0.0	0.0	5.0	●	●	●	CS728L ****-525
44.52512-00 NB			1.2				6.5				
44.52515-00 NB			1.5								
44.52520-00 NB			2.0								

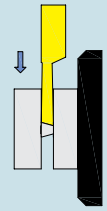
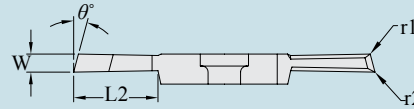
CE 斷屑槽 CE Breaker



型號 EDP NO.	W	θ°	r1	r2	L2	X21	NC02	HC83	適用刀架 HOLDER NO.
44.52510-00 CE	1.0	15°	0.0	0.0	5.0	●	●	●	CS728L ****-525
44.52512-00 CE	1.2				6.5				
44.52515-00 CE	1.5								
44.52520-00 CE	2.0								

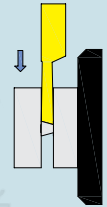
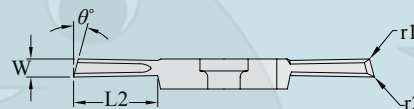
左向切斷刀 Left Hand Part Off

CX 斷屑槽 CX Breaker



型號 EDP NO.	W	θ°	r1	r2	L2	X21	NC02	HC83	適用刀架 HOLDER NO.
44.52510-00 CX	1.0	15°	0.0	0.0	5.0	•	•		CS728L ****-525
44.52512-00 CX	1.2				•	•			
44.52515-00 CX	1.5				•	•			
44.52520-00 CX	2.0				•	•			

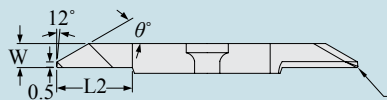
CU 斷屑槽 CU Breaker



型號 EDP NO.	W	θ°	r1	r2	L2	X21	NC02	HC83	適用刀架 HOLDER NO.
44.52510-00 CU	1.0	15°	0.0	0.0	5.0	•	•		CS728L ****-525
44.52512-00 CU	1.2				•	•			
44.52515-00 CU	1.5				•	•			
44.52520-00 CU	2.0				•	•			

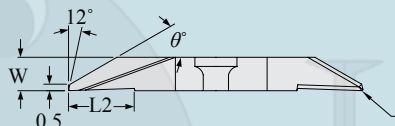

左向後掃刀 Left Hand Back Turn

MA 斷屑槽 MA Breaker



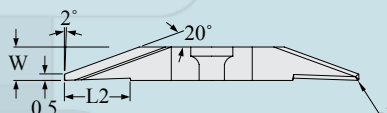
型號 EDP NO.	W	e	θ°	r	L2	X21	NC02	HC83	適用刀架 HOLDER NO.
68.52512-00 MA	1.2	0.3	30°	0.0	3.0	•	•		CS728L ****-525
68.52515-01 MA	1.5	0.5		0.1	5.0	•	•		
68.52520-01 MA	2.0	0.5		0.1	6.5	•	•		

MD 斷屑槽 MD Breaker



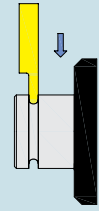
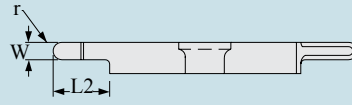
型號 EDP NO.	W	θ°	r	L2	X21	NC02	HC83	適用刀架 HOLDER NO.
68.525- 00 MD	2.5	30°	0.0	6.5		•		CS728L ****-525
68.525-005 MD			0.05					
68.525- 01 MD			0.1					
68.525- 02 MD			0.2					

CE 斷屑槽 CE Breaker



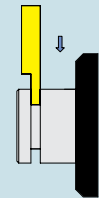
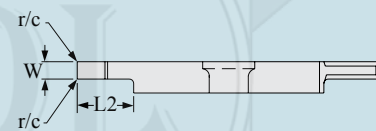
型號 EDP NO.	W	θ°	r	L2	X21	NC02	HC83	適用刀架 HOLDER NO.
70.525- 00 CE	2.5	30°	0.0	6.5		•		CS728L ****-525
70.525-005 CE			0.05					
70.525- 01 CE			0.1					
70.525- 02 CE			0.2					

左向圓槽刀 Left Hand Radius



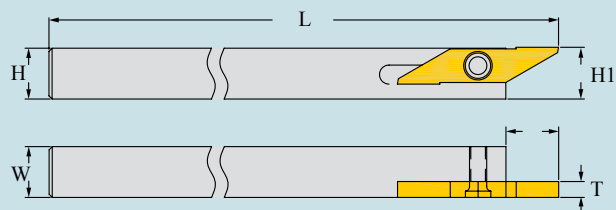
型號 EDP NO.	W	θ°	r	L2	X21	NC02	HC83	適用刀架 HOLDER NO.
72.525 050R	1.0		0.5	2.5		●		CS728L ****-525
72.525 075R	1.5		0.75	5.0				
72.525 100R	2.0		1.0	6.0				
72.525 125R	2.5		1.25	6.0				

左向切槽刀 Left Hand Groove




型號 EDP NO.	W	θ°	r/c	L2	X21	NC02	HC83	適用刀架 HOLDER NO.
72.525 050	0.50		0.05C	1.2		●		CS728L ****-525
72.525 075	0.75		0.05C	2.0				
72.525 095	0.95		0.1	2.5				
72.525 100	1.00		0.1					
72.525 125	1.25		0.2	3.0				
72.525 145	1.45		0.2	4.0				
72.525 150	1.50		0.2	5.0				
72.525 175	1.75		0.2					
72.525 200	2.00		0.2	6.0				
72.525 250	2.50		0.2					

刀架 Holder



型號 EDP NO.	尺寸 Dimensions (mm)					適用刀片 Applicable Inserts
	H=H1	W	L2	L	T	
CS 728 L 0707 J	7	7	7	110	2.5	34.525 **
CS 728 L 0808 J	8	8				68.525 **
CS 728 L 1010 J	10	10				70.525 **
						72.525 **



HOL 歐樂


HOL T&M SERIES

瑞士型CNC走心式自動車床刀具

SWISS Type CNC

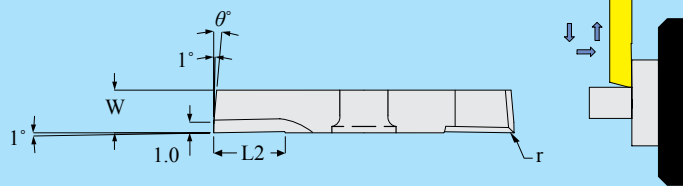

Head-Sliding

Lathe Tool



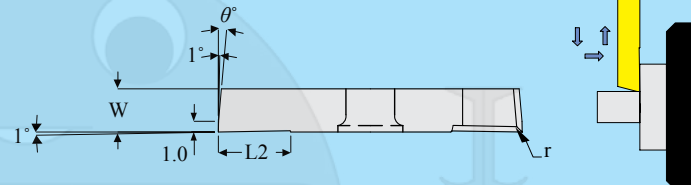

右向前掃刀 Right Hand Front Turn

MU 斷屑槽 MU Breaker



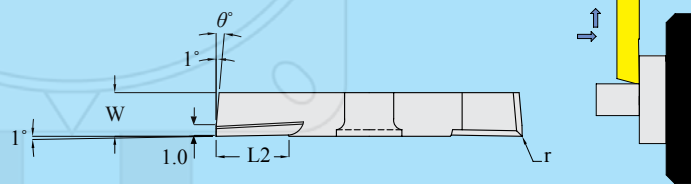

型號 EDP NO.	W	θ°	r	L2	X21	NC02	HC83	適用刀架 HOLDER NO.
33.6330-00 MU	3.0	5°	0.0	6.5	●	●		CS789R****-63
33.6330-01 MU	3.0		0.1					
33.6330-02 MU	3.0		0.2					

無 斷屑槽 NO Breaker



型號 EDP NO.	W	θ°	r	L2	X21	NC02	HC83	適用刀架 HOLDER NO.
33.6330-00 NB	3.0	5°	0.0	6.5	●	●		CS789R****-63
33.6330-01 NB	3.0		0.1					
33.6330-02 NB	3.0		0.2					

ME 斷屑槽 ME Breaker

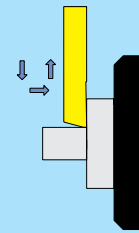
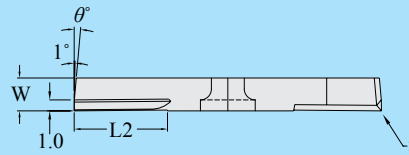


型號 EDP NO.	W	θ°	r	L2	X21	NC02	HC83	適用刀架 HOLDER NO.
33.6330-00 ME	3.0	5°	0.0	6.5	●	●		CS789R****-63
33.6330-005 ME	3.0		0.05					
33.6330-01 ME	3.0		0.1					
33.6330-02 ME	3.0		0.2					
33.6330-04 ME	3.0		0.4					

無"●"標示者為訂製品。Without "●" marking means custom products.
有"●"標示者為在庫品。With "●" marking means items in stock.

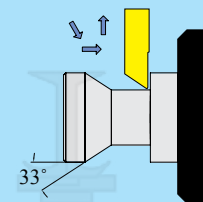
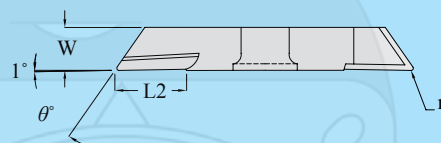

右向前掃刀 Right Hand Front Turn

MF 斷屑槽 MF Breaker



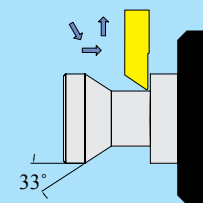
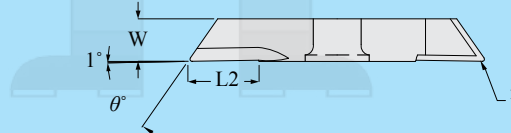

型號 EDP NO.	W	θ°	r	L2	X21	NC02	HC83	適用刀架 HOLDER NO.
33.6330-00 MF	3.0	5°	0.0	6.5	●	●		CS789R****-63
33.6330-005 MF	3.0		0.05		●	●		
33.6330-01 MF	3.0		0.1		●	●		
33.6330-02 MF	3.0		0.2		●	●		

ME 斷屑槽 ME Breaker



型號 EDP NO.	W	θ°	r	L2	X21	NC02	HC83	適用刀架 HOLDER NO.
33.6330D-00 ME	3.0	55°	0.0	6.5	●	●		CS789R****-63
33.6330D-005 ME	3.0		0.05		●	●		
33.6330D-01 ME	3.0		0.1		●	●		
33.6330D-02 ME	3.0		0.2		●	●		
33.6330D-04 ME	3.0		0.4		●	●		

MU 斷屑槽 MU Breaker

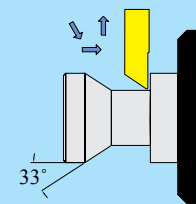
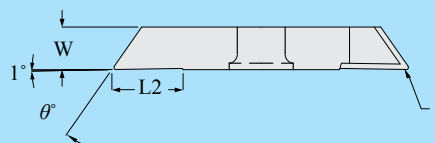



型號 EDP NO.	W	θ°	r	L2	X21	NC02	HC83	適用刀架 HOLDER NO.
33.6330D-00 MU	3.0	55°	0.0	6.5	●	●		CS789R****-63
33.6330D-01 MU	3.0		0.1		●	●		
33.6330D-02 MU	3.0		0.2		●	●		

無"●"標示者為訂製品。Without "●" marking means custom products.
有"●"標示者為在庫品。With "●" marking means items in stock.

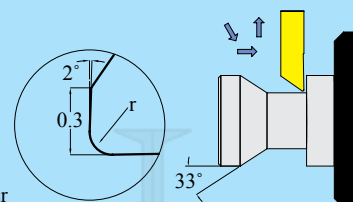
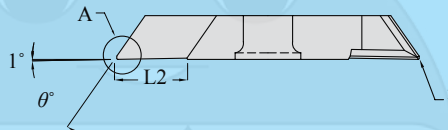

右向前掃刀 Right Hand Front Turn

無斷屑槽 NO Breaker



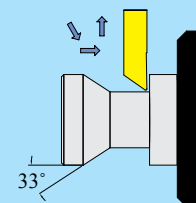
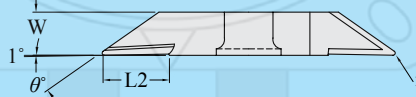

型號 EDP NO.	W	θ°	r	L2	X21	NC02	HC83	適用刀架 HOLDER NO.
33.6330D-00 NB	3.0	55°	0.0	6.5	●	●		CS789R****-63
33.6330D-01 NB	3.0		0.1		●	●		
33.6330D-02 NB	3.0		0.2		●	●		

MY 斷屑槽 MY Breaker



型號 EDP NO.	W	θ°	r	L2	X21	NC02	HC83	適用刀架 HOLDER NO.
33.6330-00 MY	3.0	60°	0.0	6.5	●	●		CS789R****-63
33.6330-01 MY	3.0		0.1		●	●		
33.6330-02 MY	3.0		0.2		●	●		

ME 斷屑槽 ME Breaker

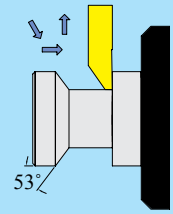
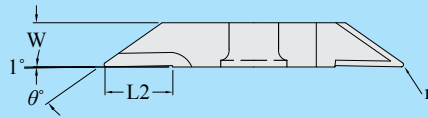


型號 EDP NO.	W	θ°	r	L2	X21	NC02	HC83	適用刀架 HOLDER NO.
33.6330V-00 ME	3.0	35°	0.0	6.5	●	●		CS789R****-63
33.6330V-01 ME	3.0		0.1		●	●		
33.6330V-02 ME	3.0		0.2		●	●		
33.6330V-04 ME	3.0		0.4					

無"●"標示者為訂製品。Without "●" marking means custom products.
有"●"標示者為在庫品。With "●" marking means items in stock.

右向前掃刀 Right Hand Front Turn

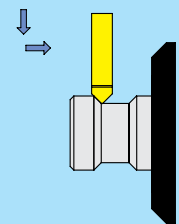
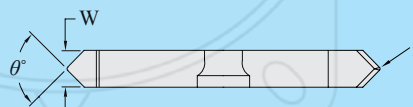
MU 斷屑槽 MU Breaker



型號 EDP NO.	W	θ°	r	L2	X21	NC02	HC83	適用刀架 HOLDER NO.
33.6330V-00 MU	3.0	35°	0.0	6.5		●		CS789R****-63
33.6330V-01 MU	3.0		0.1					
33.6330V-02 MU	3.0		0.2					

倒角刀 Chamfering

無斷屑槽 NO Breaker

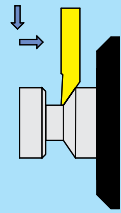
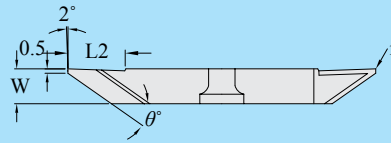


型號 EDP NO.	W	θ°	r	L2	X21	NC02	HC83	適用刀架 HOLDER NO.
35.6330-00	3.0	90°	0.0			●		CS789R****-63
35.6330-01	3.0		0.1					
35.6330-02	3.0		0.2					
35.8440-00	4.0	90°	0.0			●		CS668R****-84
35.8440-01	4.0		0.1					
35.8440-02	4.0		0.2					

無"●"標示者為訂製品。Without "●" marking means custom products.
有"●"標示者為在庫品。With "●" marking means items in stock.

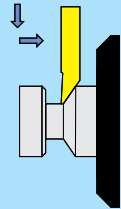
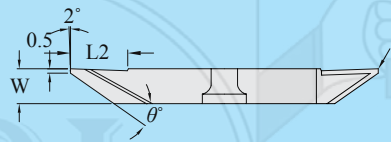
右向後掃刀 Right Hand Back Turn

CE 斷屑槽 CE Breaker



型號 EDP NO.	W	θ°	r	L2	X21	NC02	HC83	適用刀架 HOLDER NO.
67.6330-00 CE	3.0	35°	0.0	6.5		●		CS789R****-63
67.6330-01 CE	3.0		0.1					
67.6330-02 CE	3.0		0.2					
67.8440-00 CE	4.0	35°	0.0	8.5		●		CS668R****-84
67.8440-01 CE	4.0		0.1					
67.8440-02 CE	4.0		0.2					

ME 斷屑槽 ME Breaker

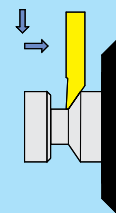
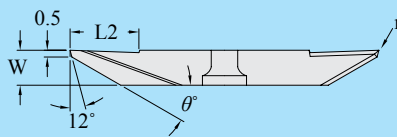


型號 EDP NO.	W	θ°	r	L2	X21	NC02	HC83	適用刀架 HOLDER NO.
67.6330-00 ME	3.0	35°	0.0	6.5		●		CS789R****-63
67.6330-01 ME	3.0		0.1					
67.6330-02 ME	3.0		0.2					
67.8440-00 ME	4.0	35°	0.0	8.5		●		CS668R****-84
67.8440-01 ME	4.0		0.1					
67.8440-02 ME	4.0		0.2					

無"●"標示者為訂製品。Without "●" marking means custom products.
有"●"標示者為在庫品。With "●" marking means items in stock.

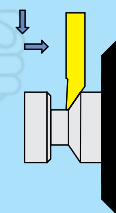
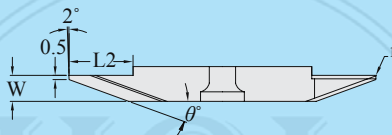
右向後掃刀 Right Hand Back Turn

MD 斷屑槽 MD Breaker



型號 EDP NO.	W	θ°	r	L2	X21	NC02	HC83	適用刀架 HOLDER NO.
67.6330-00 MD	3.0	30°	0.0	6.5		●		CS789R****-63
67.6330-01 MD	3.0		0.1					
67.6330-02 MD	3.0		0.2					
67.8440-00 MD	4.0	30°	0.0	8.5		●		CS668R****-84
67.8440-01 MD	4.0		0.1					
67.8440-02 MD	4.0		0.2					

CE 斷屑槽 CE Breaker

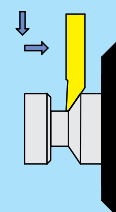
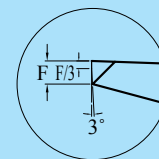
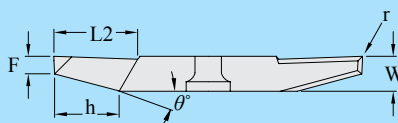



型號 EDP NO.	W	θ°	r	L2	X21	NC02	HC83	適用刀架 HOLDER NO.
69.6320-01 CE	2.0	20°	0.1	6.5				CS789R****-63
69.6320-02 CE	2.0		0.2					
69.6330-01 CE	3.0	20°	0.1	6.5		●		CS789R****-63
69.6330-02 CE	3.0		0.2					
69.8430-01 CE	3.0	20°	0.1	8.5		●		CS668R****-84
69.8430-02 CE	3.0		0.2					

無"●"標示者為訂製品。Without "●" marking means custom products.
有"●"標示者為在庫品。With "●" marking means items in stock.

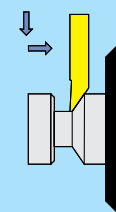
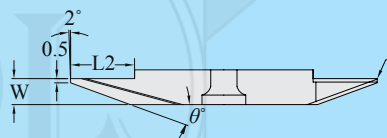
右向後掃刀 Right Hand Back Turn

MA 斷屑槽 MA Breaker



型號 EDP NO.	W	θ°	r	F	h	L2	X21	NC02	HC83	適用刀架 HOLDER NO.
69.6310-00 MA	3.0	15°	0.0	1.0	7.5	6.5		●		CS789R****-63
69.6310-01 MA			0.1							
69.6310-02 MA			0.2							
69.6315-00 MA	3.0	15°	0.0	1.5	5.5	6.5		●		CS789R****-63
69.6315-01 MA			0.1							
69.6315-02 MA			0.2							
69.8415-00 MA	3.5	15°	0.0	1.5	9.3	8.5		●		CS668R****-84
69.8415-01 MA			0.1							
69.8415-02 MA			0.2							
69.8420-00 MA	4.0	15°	0.0	2.0	7.5	8.5		●		CS668R****-84
69.8420-01 MA			0.1							
69.8420-02 MA			0.2							

ME 斷屑槽 ME Breaker



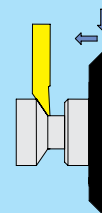
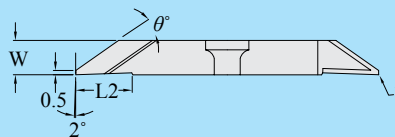

型號 EDP NO.	W	θ°	r	L2	X21	NC02	HC83	適用刀架 HOLDER NO.
69.6320-01 ME	2.0	20°	0.1	6.5				CS789R****-63
69.6320-02 ME	2.0		0.2					
69.6330-01 ME	3.0	20°	0.1	6.5		●		CS789R****-63
69.6330-02 ME	3.0		0.2					
69.8430-01 ME	3.0	20°	0.1	8.5		●		CS668R****-84
69.8430-02 ME	3.0		0.2					

無"●"標示者為訂製品。Without "●" marking means custom products.
有"●"標示者為在庫品。With "●" marking means items in stock.



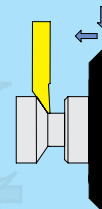
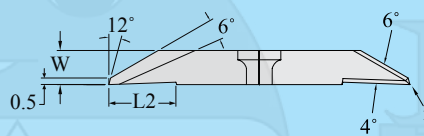

左向後掃刀 Left Hand Back Turn

CE 斷屑槽 CE Breaker



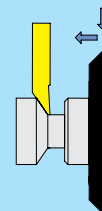
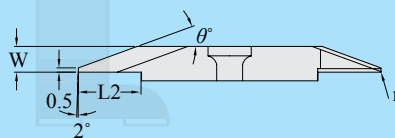

型號 EDP NO.	W	θ°	r	L2	X21	NC02	HC83	適用刀架 HOLDER NO.
68.6330-00 CE	3.0	35°	0.0	6.5				CS789L****-63
68.6330-01 CE	3.0		0.1					
68.6330-02 CE	3.0		0.2					
68.8440-00 CE	4.0	35°	0.0	8.5				CS668L****-84
68.8440-01 CE	4.0		0.1					
68.8440-02 CE	4.0		0.2					

MD 斷屑槽 MD Breaker



型號 EDP NO.	W	θ°	r	L2	X21	NC02	HC83	適用刀架 HOLDER NO.
68.6330-00 MD	3.0	30°	0.0	6.5				CS789L****-63
68.6330-01 MD	3.0		0.1					
68.6330-02 MD	3.0		0.2					
68.8440-00 MD	4.0	30°	0.0	8.5				CS668L****-84
68.8440-01 MD	4.0		0.1					
68.8440-02 MD	4.0		0.2					

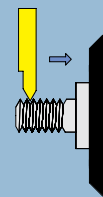
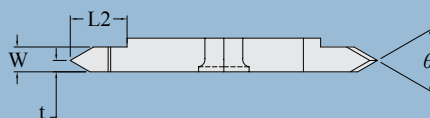
CE 斷屑槽 CE Breaker



型號 EDP NO.	W	θ°	r	L2	X21	NC02	HC83	適用刀架 HOLDER NO.
70.6330-01 CE	3.0	20°	0.1	6.5				CS789L****-63
70.6330-02 CE	3.0		0.2					
70.8430-01 CE	3.0	20°	0.1	8.5				CS668L****-84
70.8430-02 CE	3.0		0.2					

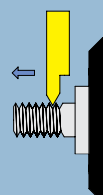
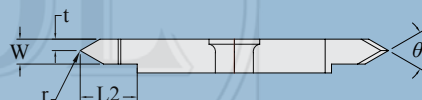

無"●"標示者為訂製品。Without "●" marking means custom products.
有"●"標示者為在庫品。With "●" marking means items in stock.

右向牙刀 Right Hand Thread



型號 EDP NO.	W	θ°	r1	L2	t	X21	NC02	適用刀架 HOLDER NO.	
49.6315-6000	1.5	60°	0.0	5	0.65	●	●	CS789R****-63	
49.6315-60005	1.5		0.05						
49.6315-6001	1.5		0.1						
49.6320-6001	2.0		0.1						
49.6320-55005	2.0	55°	0.05	6	0.9	●	●		
49.6320-5501	2.0		0.1						
49.6330-5502	3.0		0.2						
49.6330-6001	3.0	60°	0.1	6.5	1.3	●	●		
49.6330-6002	3.0		0.2						
49.8420-55005	2.0	55°	0.05	6.5	0.9	●	●		CS668R****-84
49.8420-5501	2.0		0.1						
49.8430-5501	3.0		0.1	8.5	1.3	●	●		
49.8430-5502	3.0		0.2						
49.8420-60005	2.0	60°	0.05	6.5	0.9	●	●		
49.8420-6001	2.0		0.1						
49.8430-6001	3.0		0.1	8.5	1.3	●	●		
49.8430-6002	3.0		0.2						

左向牙刀 Left Hand Thread

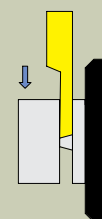
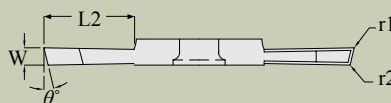



型號 EDP NO.	W	θ°	r1	L2	t	X21	NC02	適用刀架 HOLDER NO.	
50.6315-6000	1.5	60°	0.0	5	0.65	●	●	CS789L****-63	
50.6315-60005	1.5		0.05						
50.6315-6001	1.5		0.1						
50.6320-6001	2.0		0.1						
50.6320-5501	2.0	55°	0.1	6	0.9	●	●		
50.6330-5502	3.0		0.2						
50.6330-6001	3.0		0.1						6.5
50.6330-6002	3.0	0.2							
50.8420-5501	2.0	55°	0.1	6.5	0.9	●	●		CS668L****-84
50.8430-5501	3.0		0.1						
50.8430-5502	3.0		0.2						
50.8420-60005	2.0		60°	0.05	6.5	0.9	●		
50.8420-6001	2.0	0.1							
50.8430-6001	3.0	0.1		8.5	1.3	●	●		
50.8430-6002	3.0	0.2							

無"●"標示者為訂製品。Without "●" marking means custom products.
 有"●"標示者為在庫品。With "●" marking means items in stock.

右向切斷刀 Right Hand Part Off

CE 斷屑槽 CE Breaker

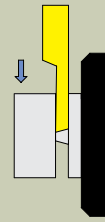
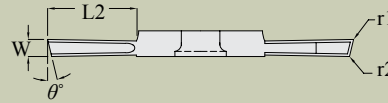



型號 EDP NO.	W	θ°	r1	r2	L2	X21	NC02	HC83	適用刀架 HOLDER NO.
43.6310-00 CE	1.0	15°	0.0	0.0	5		●		CS789R****-63
43.6315-00 CE	1.5	15°	0.0	0.0	8.5	●	●		CS789R****-63
43.6315-005 CE	1.5		0.05	0.05					
43.6315-01 CE	1.5		0.1	0.1					
43.6320-00 CE	2.0	15°	0.0	0.0	8.5	●	●		CS789R****-63
43.6320-005 CE	2.0		0.05	0.05					
43.6320-01 CE	2.0		0.1	0.1					
43.6325-00 CE	2.5	15°	0.0	0.0	8.5	●	●		CS789R****-63
43.6325-005 CE	2.5		0.05	0.05					
43.6325-01 CE	2.5		0.1	0.1					
43.8315-00 CE	1.5	15°	0.0	0.0	8.5	●	●		CS668R****-83
43.8315-005 CE	1.5		0.05	0.05					
43.8315-01 CE	1.5		0.1	0.1					
43.8320-00 CE	2.0	15°	0.0	0.0	10.5	●	●		CS668R****-83
43.8320-005 CE	2.0		0.05	0.05					
43.8320-01 CE	2.0		0.1	0.1					
43.8325-00 CE	2.5	15°	0.0	0.0	10.5	●	●		CS668R****-83
43.8325-005 CE	2.5		0.05	0.05					
43.8325-01 CE	2.5		0.1	0.1					
43.8330-00 CE	3.0	15°	0.0	0.0	10.5	●	●		CS668R****-83
43.8330-005 CE	3.0		0.05	0.05					
43.8330-01 CE	3.0		0.1	0.1					
43.6320-00 WCE	2.0	20°	0.1	0.0	8.5		●		CS789R****-63
43.6320-005 WCE	2.0		0.05	0.05					
43.6320-01 WCE	2.0		0.1	0.1					
43.8320-00 WCE	2.0	20°	0.1	0.0	10.5	●	●		CS668R****-83
43.8320-005 WCE	2.0		0.05	0.05					
43.8320-01 WCE	2.0		0.1	0.1					

無"●"標示者為訂製品。Without "●" marking means custom products.
有"●"標示者為在庫品。With "●" marking means items in stock.

右向切斷刀 Right Hand Part Off

CU 斷屑槽 CU Breaker

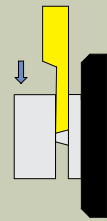
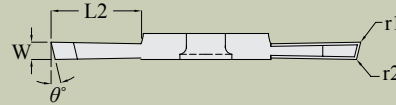



型號 EDP NO.	W	θ°	r1	r2	L2	X21	NC02	HC83	適用刀架 HOLDER NO.
43.6315-00 CU	1.5	15°	0.0	0.0	8.5	●	●		CS789R****-63
43.6315-005 CU	1.5		0.05	0.05					
43.6315-01 CU	1.5		0.1	0.1					
43.6320-00 CU	2.0	15°	0.0	0.0	8.5	●	●		CS789R****-63
43.6320-005 CU	2.0		0.05	0.05					
43.6320-01 CU	2.0		0.1	0.1					
43.6325-00 CU	2.5	15°	0.0	0.0	8.5	●	●		CS789R****-63
43.6325-005 CU	2.5		0.05	0.05					
43.6325-01 CU	2.5		0.1	0.1					
43.8315-00 CU	1.5	15°	0.0	0.0	8.5	●	●		CS668R****-83
43.8315-005 CU	1.5		0.05	0.05					
43.8315-01 CU	1.5		0.1	0.1					
43.8320-00 CU	2.0	15°	0.0	0.0	10.5	●	●		CS668R****-83
43.8320-005 CU	2.0		0.05	0.05					
43.8320-01 CU	2.0		0.1	0.1					
43.8325-00 CU	2.5	15°	0.0	0.0	10.5	●	●		CS668R****-83
43.8325-005 CU	2.5		0.05	0.05					
43.8325-01 CU	2.5		0.1	0.1					
43.8330-00 CU	3.0	15°	0.0	0.0	10.5	●	●		CS668R****-83
43.8330-005 CU	3.0		0.05	0.05					
43.8330-01 CU	3.0		0.1	0.1					
43.6320-00 WCU	2.0	20°	0.1	0.0	8.5	●	●		CS789R****-63
43.6320-005 WCU	2.0		0.05	0.05					
43.6320-01 WCU	2.0		0.1	0.1					
43.8320-00 WCU	2.0	20°	0.1	0.0	10.5	●	●		CS668R****-83
43.8320-005 WCU	2.0		0.05	0.05					
43.8320-01 WCU	2.0		0.1	0.1					

無"●"標示者為訂製品。Without "●" marking means custom products.
 有"●"標示者為在庫品。With "●" marking means items in stock.

右向切斷刀 Right Hand Part Off

CX 斷屑槽 CX Breaker

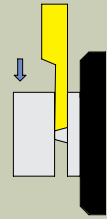
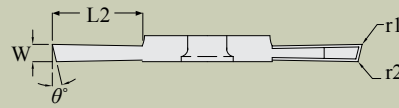



型號 EDP NO.	W	θ°	r1	r2	L2	X21	NC02	HC83	適用刀架 HOLDER NO.
43.6310-00 CX	1.0	15°	0.0	0.0	5		●		CS789R****-63
43.6315-00 CX	1.5	15°	0.0	0.0	8.5	●	●		CS789R****-63
43.6315-005 CX	1.5		0.05	0.05					
43.6315-01 CX	1.5		0.1	0.1					
43.6320-00 CX	2.0	15°	0.0	0.0	8.5	●	●		CS789R****-63
43.6320-005 CX	2.0		0.05	0.05					
43.6320-01 CX	2.0		0.1	0.1					
43.6325-00 CX	2.5	15°	0.0	0.0	8.5	●	●		CS789R****-63
43.6325-005 CX	2.5		0.05	0.05					
43.6325-01 CX	2.5		0.1	0.1					
43.8315-00 CX	1.5	15°	0.0	0.0	8.5	●	●		CS668R****-83
43.8315-005 CX	1.5		0.05	0.05					
43.8315-01 CX	1.5		0.1	0.1					
43.8320-00 CX	2.0	15°	0.0	0.0	10.5	●	●		CS668R****-83
43.8320-005 CX	2.0		0.05	0.05					
43.8320-01 CX	2.0		0.1	0.1					
43.8325-00 CX	2.5	15°	0.0	0.0	10.5	●	●		CS668R****-83
43.8325-005 CX	2.5		0.05	0.05					
43.8325-01 CX	2.5		0.1	0.1					
43.8330-00 CX	3.0	15°	0.0	0.0	10.5	●	●		CS668R****-83
43.8330-005 CX	3.0		0.05	0.05					
43.8330-01 CX	3.0		0.1	0.1					
43.6320-00 WCX	2.0	20°	0.1	0.0	8.5				CS789R****-63
43.6320-005 WCX	2.0		0.05	0.05					
43.6320-01 WCX	2.0		0.1	0.1					
43.8320-00 WCX	2.0	20°	0.1	0.0	10.5				CS668R****-83
43.8320-005 WCX	2.0		0.05	0.05					
43.8320-01 WCX	2.0		0.1	0.1					

無"●"標示者為訂製品。Without "●" marking means custom products.
有"●"標示者為在庫品。With "●" marking means items in stock.

右向切斷刀 Right Hand Part Off

無斷屑槽 NO Breaker

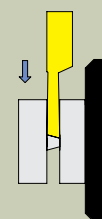
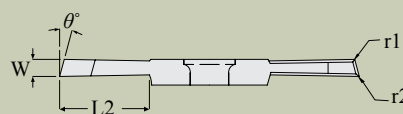



型號 EDP NO.	W	θ°	r1	r2	L2	X21	NC02	HC83	適用刀架 HOLDER NO.
43.6310-00 NB	1.0	15°	0.0	0.0	5	●	●		CS789R****-63
43.6315-00 NB	1.5	15°	0.0	0.0	8.5	●	●		CS789R****-63
43.6315-005 NB	1.5		0.05	0.05		●	●		
43.6315-01 NB	1.5		0.1	0.1		●	●		
43.6320-00 NB	2.0	15°	0.0	0.0	8.5	●	●		CS789R****-63
43.6320-005 NB	2.0		0.05	0.05		●	●		
43.6320-01 NB	2.0		0.1	0.1		●	●		
43.6325-00 NB	2.5	15°	0.0	0.0	8.5	●	●		CS789R****-63
43.6325-005 NB	2.5		0.05	0.05		●	●		
43.6325-01 NB	2.5		0.1	0.1		●	●		
43.8315-00 NB	1.5	15°	0.0	0.0	8.5	●	●		CS668R****-83
43.8315-005 NB	1.5		0.05	0.05		●	●		
43.8315-01 NB	1.5		0.1	0.1		●	●		
43.8320-00 NB	2.0	15°	0.0	0.0	10.5	●	●		CS668R****-83
43.8320-005 NB	2.0		0.05	0.05		●	●		
43.8320-01 NB	2.0		0.1	0.1		●	●		
43.8325-00 NB	2.5	15°	0.0	0.0	10.5	●	●		CS668R****-83
43.8325-005 NB	2.5		0.05	0.05		●	●		
43.8325-01 NB	2.5		0.1	0.1		●	●		
43.8330-00 NB	3.0	15°	0.0	0.0	10.5	●	●		CS668R****-83
43.8330-005 NB	3.0		0.05	0.05		●	●		
43.8330-01 NB	3.0		0.1	0.1		●	●		
43.6320-00 WNB	2.0	20°	0.1	0.0	8.5				CS789R****-63
43.6320-005 WNB	2.0		0.05	0.05					
43.6320-01 WNB	2.0		0.1	0.1					
43.8320-00 WNB	2.0	20°	0.1	0.0	10.5				CS668R****-83
43.8320-005 WNB	2.0		0.05	0.05					
43.8320-01 WNB	2.0		0.1	0.1					

無"●"標示者為訂製品。Without "●" marking means custom products.
有"●"標示者為在庫品。With "●" marking means items in stock.

左向切斷刀 Left Hand Part Off

CE 斷屑槽 CE Breaker



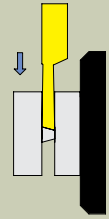
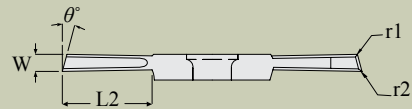
型號 EDP NO.	W	θ°	r1	r2	L2	X21	NC02	HC83	適用刀架 HOLDER NO.
44.6310-00 CE	1.0	15°	0.0	0.0	5		●		CS789L****-63
44.6315-00 CE	1.5	15°	0.0	0.0	8.5	●	●		CS789L****-63
44.6315-005 CE	1.5		0.05	0.05					
44.6315-01 CE	1.5		0.1	0.1					
44.6320-00 CE	2.0	15°	0.0	0.0	8.5	●	●		CS789L****-63
44.6320-005 CE	2.0		0.05	0.05					
44.6320-01 CE	2.0		0.1	0.1					
44.6325-00 CE	2.5	15°	0.0	0.0	8.5	●	●		CS789L****-63
44.6325-005 CE	2.5		0.05	0.05					
44.6325-01 CE	2.5		0.1	0.1					
44.8315-00 CE	1.5	15°	0.0	0.0	8.5	●	●		CS668L****-83
44.8315-005 CE	1.5		0.05	0.05					
44.8315-01 CE	1.5		0.1	0.1					
44.8320-00 CE	2.0	15°	0.0	0.0	10.5	●	●		CS668L****-83
44.8320-005 CE	2.0		0.05	0.05					
44.8320-01 CE	2.0		0.1	0.1					
44.8325-00 CE	2.5	15°	0.0	0.0	10.5	●	●		CS668L****-83
44.8325-005 CE	2.5		0.05	0.05					
44.8325-01 CE	2.5		0.1	0.1					
44.8330-00 CE	3.0	15°	0.0	0.0	10.5	●	●		CS668L****-83
44.8330-005 CE	3.0		0.05	0.05					
44.8330-01 CE	3.0		0.1	0.1					

無"●"標示者為訂製品。Without "●" marking means custom products.

有"●"標示者為在庫品。With "●" marking means items in stock.

左向切斷刀 Left Hand Part Off

CU 斷屑槽 CU Breaker

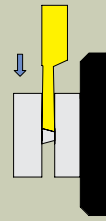
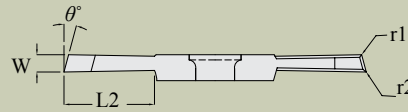



型號 EDP NO.	W	θ°	r1	r2	L2	X21	NC02	HC83	適用刀架 HOLDER NO.
44.6315-00 CU	1.5	15°	0.0	0.0	8.5	●	●		CS789L****-63
44.6315-005 CU	1.5		0.05	0.05		●	●		
44.6315-01 CU	1.5		0.1	0.1		●	●		
44.6320-00 CU	2.0	15°	0.0	0.0	8.5	●	●		CS789L****-63
44.6320-005 CU	2.0		0.05	0.05		●	●		
44.6320-01 CU	2.0		0.1	0.1		●	●		
44.6325-00 CU	2.5	15°	0.0	0.0	8.5	●	●		CS789L****-63
44.6325-005 CU	2.5		0.05	0.05		●	●		
44.6325-01 CU	2.5		0.1	0.1		●	●		
44.8315-00 CU	1.5	15°	0.0	0.0	8.5	●	●		CS668L****-83
44.8315-005 CU	1.5		0.05	0.05		●	●		
44.8315-01 CU	1.5		0.1	0.1		●	●		
44.8320-00 CU	2.0	15°	0.0	0.0	10.5	●	●		CS668L****-83
44.8320-005 CU	2.0		0.05	0.05		●	●		
44.8320-01 CU	2.0		0.1	0.1		●	●		
44.8325-00 CU	2.5	15°	0.0	0.0	10.5	●	●		CS668L****-83
44.8325-005 CU	2.5		0.05	0.05		●	●		
44.8325-01 CU	2.5		0.1	0.1		●	●		
44.8330-00 CU	3.0	15°	0.0	0.0	10.5	●	●		CS668L****-83
44.8330-005 CU	3.0		0.05	0.05		●	●		
44.8330-01 CU	3.0		0.1	0.1		●	●		

無"●"標示者為訂製品。Without "●" marking means custom products.
 有"●"標示者為在庫品。With "●" marking means items in stock.

左向切斷刀 Left Hand Part Off

CX 斷屑槽 CX Breaker



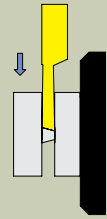
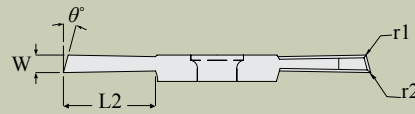

型號 EDP NO.	W	θ°	r1	r2	L2	X21	NC02	HC83	適用刀架 HOLDER NO.
44.6310-00 CX	1.0	15°	0.0	0.0	5		●		CS789L****-63
44.6315-00 CX	1.5	15°	0.0	0.0	8.5	●	●		CS789L****-63
44.6315-005 CX	1.5		0.05	0.05					
44.6315-01 CX	1.5		0.1	0.1					
44.6320-00 CX	2.0	15°	0.0	0.0	8.5	●	●		CS789L****-63
44.6320-005 CX	2.0		0.05	0.05					
44.6310-01 CX	2.0		0.1	0.1					
44.6325-00 CX	2.5	15°	0.0	0.0	8.5	●	●		CS789L****-63
44.6325-005 CX	2.5		0.05	0.05					
44.6325-01 CX	2.5		0.1	0.1					
44.8315-00 CX	1.5	15°	0.0	0.0	8.5	●	●		CS668L****-83
44.8315-005 CX	1.5		0.05	0.05					
44.8315-01 CX	1.5		0.1	0.1					
44.8320-00 CX	2.0	15°	0.0	0.0	10.5	●	●		CS668L****-83
44.8320-005 CX	2.0		0.05	0.05					
44.8320-01 CX	2.0		0.1	0.1					
44.8325-00 CX	2.5	15°	0.0	0.0	10.5	●	●		CS668L****-83
44.8325-005 CX	2.5		0.05	0.05					
44.8325-01 CX	2.5		0.1	0.1					
44.8330-00 CX	3.0	15°	0.0	0.0	10.5	●	●		CS668L****-83
44.8330-005 CX	3.0		0.05	0.05					
44.8330-01 CX	3.0		0.1	0.1					

無"●"標示者為訂製品。Without "●" marking means custom products.

有"●"標示者為在庫品。With "●" marking means items in stock.

左向切斷刀 Left Hand Part Off

無 斷屑槽 NO Breaker



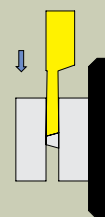
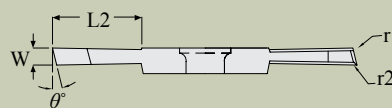

型 號 EDP NO.	W	θ°	r1	r2	L2	X21	NC02	HC83	適用刀架 HOLDER NO.
44.6310-00 NB	1.0	15°	0.0	0.0	5	●	●		CS789L****-63
44.6315-00 NB	1.5	15°	0.0	0.0	8.5	●	●		CS789L****-63
44.6315-005 NB	1.5		0.05	0.05		●	●		
44.6315-01 NB	1.5		0.1	0.1		●	●		
44.6320-00 NB	2.0	15°	0.0	0.0	8.5	●	●		CS789L****-63
44.6320-005 NB	2.0		0.05	0.05		●	●		
44.6320-01 NB	2.0		0.1	0.1		●	●		
44.6325-00 NB	2.5	15°	0.0	0.0	8.5	●	●		CS789L****-63
44.6325-005 NB	2.5		0.05	0.05		●	●		
44.6325-01 NB	2.5		0.1	0.1		●	●		
44.8315-00 NB	1.5	15°	0.0	0.0	8.5	●	●		CS668L****-83
44.8315-005 NB	1.5		0.05	0.05		●	●		
44.8315-01 NB	1.5		0.1	0.1		●	●		
44.8320-00 NB	2.0	15°	0.0	0.0	10.5	●	●		CS668L****-83
44.8320-005 NB	2.0		0.05	0.05		●	●		
44.8320-01 NB	2.0		0.1	0.1		●	●		
44.8325-00 NB	2.5	15°	0.0	0.0	10.5	●	●		CS668L****-83
44.8325-005 NB	2.5		0.05	0.05		●	●		
44.8325-01 NB	2.5		0.1	0.1		●	●		
44.8330-00 NB	3.0	15°	0.0	0.0	10.5	●	●		CS668L****-83
44.8330-005 NB	3.0		0.05	0.05		●	●		
44.8330-01 NB	3.0		0.1	0.1		●	●		

無"●"標示者為訂製品。Without "●" marking means custom products.
有"●"標示者為在庫品。With "●" marking means items in stock.



左向右切切斷刀 Left Hand Right Cutting Part Off

CE 斷屑槽 CE Breaker

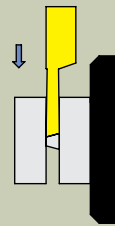
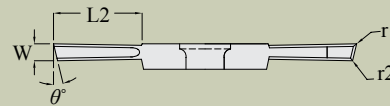
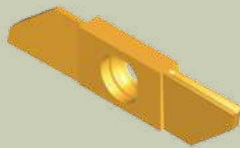


型號 EDP NO.	W	θ°	r1	r2	L2	X21	NC02	HC83	適用刀架 HOLDER NO.
44.6310-00R CE	1.0	15°	0.0	0.0	5	●	●		CS789L****-63
44.6315-00R CE	1.5	15°	0.0	0.0	8.5	●	●		CS789L****-63
44.6315-005R CE	1.5		0.05	0.05		●	●		
44.6315-01R CE	1.5		0.1	0.1		●	●		
44.6320-00R CE	2.0	15°	0.0	0.0	8.5	●	●		CS789L****-63
44.6320-005R CE	2.0		0.05	0.05		●	●		
44.6320-01R CE	2.0		0.1	0.1		●	●		
44.6325-00R CE	2.5	15°	0.0	0.0	8.5	●	●		CS789L****-63
44.6325-005R CE	2.5		0.05	0.05		●	●		
44.6325-01R CE	2.5		0.1	0.1		●	●		
44.8315-00R CE	1.5	15°	0.0	0.0	8.5	●	●		CS668L****-83
44.8315-005R CE	1.5		0.05	0.05		●	●		
44.8315-01R CE	1.5		0.1	0.1		●	●		
44.8320-00R CE	2.0	15°	0.0	0.0	10.5	●	●		CS668L****-83
44.8320-005R CE	2.0		0.05	0.05		●	●		
44.8320-01R CE	2.0		0.1	0.1		●	●		
44.8325-00R CE	2.5	15°	0.0	0.0	10.5	●	●		CS668L****-83
44.8325-005R CE	2.5		0.05	0.05		●	●		
44.8325-01R CE	2.5		0.1	0.1		●	●		
44.8330-00R CE	3.0	15°	0.0	0.0	10.5	●	●		CS668L****-83
44.8330-005R CE	3.0		0.05	0.05		●	●		
44.8330-01R CE	3.0		0.1	0.1		●	●		
44.6320-00R WCE	2.0	20°	0.1	0.0	8.5				CS789L****-63
44.6320-005R WCE	2.0		0.05	0.05					
44.6320-01R WCE	2.0		0.1	0.1					
44.8320-00R WCE	2.0	20°	0.1	0.0	10.5				CS668L****-83
44.8320-005R WCE	2.0		0.05	0.05					
44.8320-01R WCE	2.0		0.1	0.1					

無"●"標示者為訂製品。Without "●" marking means custom products.
有"●"標示者為在庫品。With "●" marking means items in stock.

左向右切切斷刀 Left Hand Right Cutting Part Off

CU 斷屑槽 CU Breaker

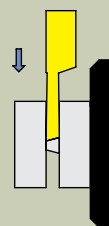
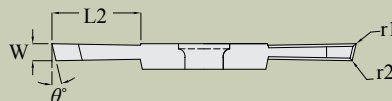



型號 EDP NO.	W	θ°	r1	r2	L2	X21	NC02	HC83	適用刀架 HOLDER NO.
44.6315-00R CU	1.5	15°	0.0	0.0	8.5	●	●		CS789L****-63
44.6315-005R CU	1.5		0.05	0.05		●	●		
44.6315-01R CU	1.5		0.1	0.1		●	●		
44.6320-00R CU	2.0	15°	0.0	0.0	8.5	●	●		CS789L****-63
44.6320-005R CU	2.0		0.05	0.05		●	●		
44.6320-01R CU	2.0		0.1	0.1		●	●		
44.6325-00R CU	2.5	15°	0.0	0.0	8.5	●	●		CS789L****-63
44.6325-005R CU	2.5		0.05	0.05		●	●		
44.6325-01R CU	2.5		0.1	0.1		●	●		
44.8315-00R CU	1.5	15°	0.0	0.0	8.5	●	●		CS668L****-83
44.8315-005R CU	1.5		0.05	0.05		●	●		
44.8315-01R CU	1.5		0.1	0.1		●	●		
44.8320-00R CU	2.0	15°	0.0	0.0	10.5	●	●		CS668L****-83
44.8320-005R CU	2.0		0.05	0.05		●	●		
44.8320-01R CU	2.0		0.1	0.1		●	●		
44.8325-00R CU	2.5	15°	0.0	0.0	10.5	●	●		CS668L****-83
44.8325-005R CU	2.5		0.05	0.05		●	●		
44.8325-01R CU	2.5		0.1	0.1		●	●		
44.8330-00R CU	3.0	15°	0.0	0.0	10.5	●	●		CS668L****-83
44.8330-005R CU	3.0		0.05	0.05		●	●		
44.8330-01R CU	3.0		0.1	0.1		●	●		
44.6320-00R WCU	2.0	20°	0.1	0.0	8.5				CS789L****-63
44.6320-005R WCU	2.0		0.05	0.05					
44.6320-01R WCU	2.0		0.1	0.1					
44.8320-00R WCU	2.0	205°	0.1	0.0	10.5				CS668L****-83
44.8320-005R WCU	2.0		0.05	0.05					
44.8320-01R WCU	2.0		0.1	0.1					

無"●"標示者為訂製品。Without "●" marking means custom products.
 有"●"標示者為在庫品。With "●" marking means items in stock.

左向右切切斷刀 Left Hand Right Cutting Part Off

CX 斷屑槽 CX Breaker

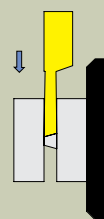
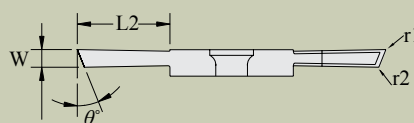
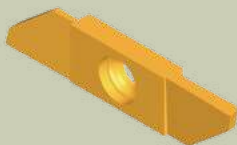


型號 EDP NO.	W	θ°	r1	r2	L2	X21	NC02	HC83	適用刀架 HOLDER NO.
44.6310-00R CX	1.0	15°	0.0	0.0	5	●	●		CS789L****-63
44.6315-00R CX	1.5	15°	0.0	0.0	8.5	●	●		CS789L****-63
44.6315-005R CX	1.5		0.05	0.05		●	●		
44.6315-01R CX	1.5		0.1	0.1		●	●		
44.6320-00R CX	2.0	15°	0.0	0.0	8.5	●	●		CS789L****-63
44.6320-005R CX	2.0		0.05	0.05		●	●		
44.6320-01R CX	2.0		0.1	0.1		●	●		
44.6325-00R CX	2.5	15°	0.0	0.0	8.5	●	●		CS789L****-63
44.6325-005R CX	2.5		0.05	0.05		●	●		
44.6325-01R CX	2.5		0.1	0.1		●	●		
44.8315-00R CX	1.5	15°	0.0	0.0	8.5	●	●		CS668L****-83
44.8315-005R CX	1.5		0.05	0.05		●	●		
44.8315-01R CX	1.5		0.1	0.1		●	●		
44.8320-00R CX	2.0	15°	0.0	0.0	10.5	●	●		CS668L****-83
44.8320-005R CX	2.0		0.05	0.05		●	●		
44.8320-01R CX	2.0		0.1	0.1		●	●		
44.8325-00R CX	2.5	15°	0.0	0.0	10.5	●	●		CS668L****-83
44.8325-005R CX	2.5		0.05	0.05		●	●		
44.8325-01R CX	2.5		0.1	0.1		●	●		
44.8330-00R CX	3.0	15°	0.0	0.0	10.5	●	●		CS668L****-83
44.8330-005R CX	3.0		0.05	0.05		●	●		
44.8330-01R CX	3.0		0.1	0.1		●	●		
44.6320-00R CX	2.0	20°	0.1	0.0	8.5				CS789L****-63
44.6320-005R CX	2.0		0.05	0.05					
44.6320-01R WCX	2.0		0.1	0.1					
44.8320-00R WCX	2.0	20°	0.1	0.0	10.5				CS668L****-83
44.8320-005R WCX	2.0		0.05	0.05					
44.8320-01R WCX	2.0		0.1	0.1					

無"●"標示者為訂製品。Without "●" marking means custom products.
 有"●"標示者為在庫品。With "●" marking means items in stock.

左向右切切斷刀 Left Hand Right Cutting Part Off

無斷屑槽 NO Breaker

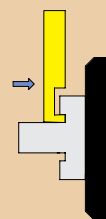
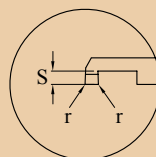
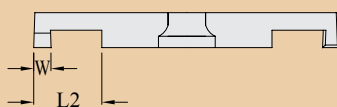



型號 EDP NO.	W	θ°	r1	r2	L2	X21	NC02	HC83	適用刀架 HOLDER NO.
44.6310-00R NB	1.0	15°	0.0	0.0	5	●	●		CS789L****-63
44.6315-00R NB	1.5	15°	0.0	0.0	8.5	●	●		CS789L****-63
44.6315-005R NB	1.5		0.05	0.05		●	●		
44.6315-01R NB	1.5		0.1	0.1		●	●		
44.6320-00R NB	2.0	15°	0.0	0.0	8.5	●	●		CS789L****-63
44.6320-005R NB	2.0		0.05	0.05		●	●		
44.6320-01R NB	2.0		0.1	0.1		●	●		
44.6325-00R NB	2.5	15°	0.0	0.0	8.5	●	●		CS789L****-63
44.6325-005R NB	2.5		0.05	0.05		●	●		
44.6325-01R NB	2.5		0.1	0.1		●	●		
44.8315-00R NB	1.5	15°	0.0	0.0	8.5	●	●		CS668L****-83
44.8315-005R NB	1.5		0.05	0.05		●	●		
44.8315-01R NB	1.5		0.1	0.1		●	●		
44.8320-00R NB	2.0	15°	0.0	0.0	10.5	●	●		CS668L****-83
44.8320-005R NB	2.0		0.05	0.05		●	●		
44.8320-01R NB	2.0		0.1	0.1		●	●		
44.8325-00R NB	2.5	15°	0.0	0.0	10.5	●	●		CS668L****-83
44.8325-005R NB	2.5		0.05	0.05		●	●		
44.8325-01R NB	2.5		0.1	0.1		●	●		
44.8330-00R NB	3.0	15°	0.0	0.0	10.5	●	●		CS668L****-83
44.8330-005R NB	3.0		0.05	0.05		●	●		
44.8330-01R NB	3.0		0.1	0.1		●	●		
44.6320-00R WNB	2.0	20°	0.1	0.0	8.5				CS789L****-63
44.6320-005R WNB	2.0		0.05	0.05					
44.6320-01R WNB	2.0		0.1	0.1					
44.8320-00R WNB	2.0	20°	0.1	0.0	10.5				CS668L****-83
44.8320-005R WNB	2.0		0.05	0.05					
44.8320-01R WNB	2.0		0.1	0.1					

無"●"標示者為訂製品。Without "●" marking means custom products.
 有"●"標示者為在庫品。With "●" marking means items in stock.

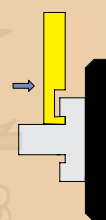
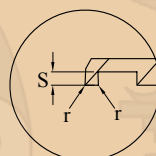
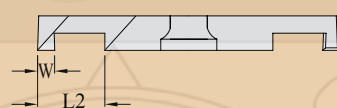
端面切溝刀 Face Groove

CX 斷屑槽 CX Breaker




型號 EDP NO.	W	S	r	L2	X21	NC02	HC83	適用刀架 HOLDER NO.	
21.6410-01 CX	1.0	2.0	0.1	6.0		●		CS789R****-64	
21.6415-02 CX	1.5		0.2						
21.6420-02 CX	2.0		0.2						
21.8410-01 CX	1.0		0.1	8.0				●	CS668R****-84
21.8415-02 CX	1.5		0.2					●	
21.8420-02 CX	2.0		0.2					●	

MA 切屑槽 MA Breaker

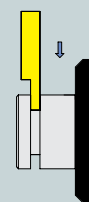
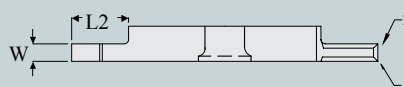



型號 EDP NO.	W	S	r	L2	X21	NC02	HC83	適用刀架 HOLDER NO.	
21.6410-01 MA	1.0	2.0	0.1	6.0		●		CS789R****-64	
21.6415-02 MA	1.5		0.2						
21.6420-02 MA	2.0		0.2						
21.8410-01 MA	1.0		0.1	8.0				●	CS668R****-84
21.8415-02 MA	1.5		0.2					●	
21.8420-02 MA	2.0		0.2					●	

無"●"標示者為訂製品。Without "●" marking means custom products.
有"●"標示者為在庫品。With "●" marking means items in stock.



右向切槽刀 Right Hand Groove

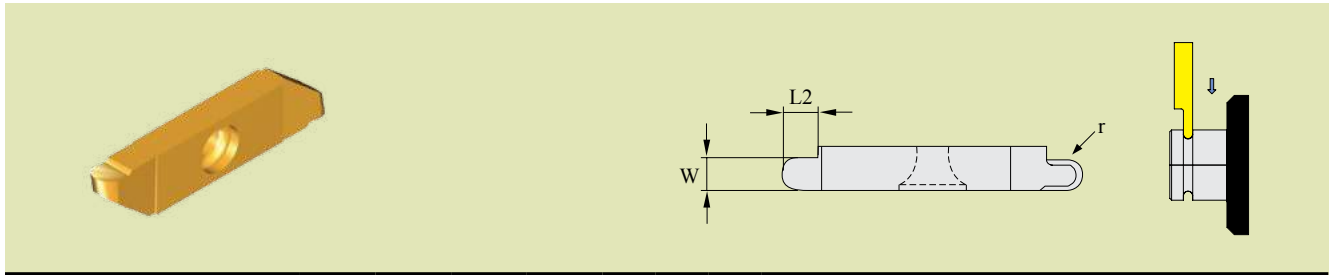


型號 EDP NO.	W	θ°	r/c	L2	X21	NC02	HC83	適用刀架 HOLDER NO.
71.63 050	0.50		0.05C	1.2		●		CS789R****-63
71.63 075	0.75		0.05C	2.0		●		
71.63 095	0.95		0.1	2.5		●		
71.63 100	1.00		0.1			●		
71.63 125	1.25		0.2	3.0		●		
71.63 145	1.45		0.2	4.0		●		
71.63 150	1.50		0.2	5.0		●		
71.63 175	1.75		0.2			●		
71.63 200	2.00		0.2	6.0		●		
71.63 250	2.50		0.2	8.0		●		
71.84 100	1.00		0.1	2.5		●		CS668R****-84
71.84 125	1.25		0.2	3.0		●		
71.84 145	1.45		0.2	4.0		●		
71.84 150	1.50		0.2	5.0				
71.84 175	1.75		0.2			●		
71.84 200	2.00		0.2	6.0		●		
71.84 250	2.50		0.2	8.0		●		
71.84 300	3.00		0.3			●		
71.84 350	3.50		0.3	10.0		●		
71.84 400	4.00		0.4			●		
71.85 450	4.50	0.4					CS668R****-85	
71.85 500	5.00	0.4						

無"●"標示者為訂製品。Without "●" marking means custom products.
 有"●"標示者為在庫品。With "●" marking means items in stock.



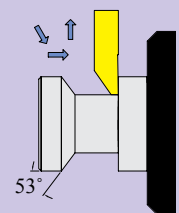
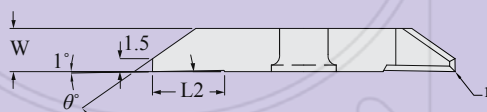

右向圓槽刀 Right Hand Radius



型號 EDP NO.	W	θ°	r	L2	X21	NC02	HC83	適用刀架 HOLDER NO.
71.63 050 R	1.0		0.50	2.5		•		CS789R****-63
71.63 075 R	1.5		0.25	3.0		•		
71.63 100 R	2.0		1.00	4.0		•		
71.63 125 R	2.5		1.25	6.0		•		
71.63 150 R	3.0		1.50	8.0		•		
71.84 050 R	1.0		0.50	2.5		•		CS668R****-84
71.84 075 R	1.5		0.75	3.0		•		
71.84 100 R	2.0		1.00	4.0		•		
71.84 125 R	2.5		1.25	6.0		•		
71.84 150 R	3.0		1.50	8.0		•		
71.84 175 R	3.5		1.75	8.0		•		
71.84 200 R	4.0		2.00	8.0		•		
71.85 250 R	5.0	2.50	10.0				CS668R****-85	

右向插掃刀 Right Hand Groove and Turn

無斷屑槽 NO Breaker

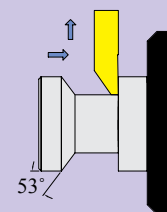
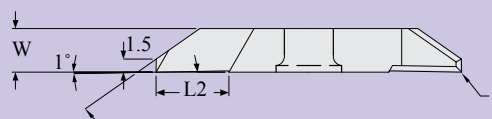



型號 EDP NO.	W	θ°	r	L2	X21	NC02	HC83	適用刀架 HOLDER NO.
75.6330-00 NB	4.0	35°	0.0	6.5	•	•		CS789R****-63
75.6330-01 NB	4.0		0.1					
75.6330-02 NB	4.0		0.2					
75.8440-00 NB	4.0	35°	0.0	8.5	•	•		CS668R****-84
75.8440-01 NB	4.0		0.1					
75.8440-02 NB	4.0		0.2					

無"•"標示者為訂製品。Without "•" marking means custom products.
有"•"標示者為在庫品。With "•" marking means items in stock.

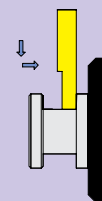
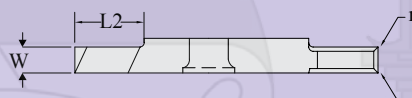
右向插掃刀 Right Hand Groove and Turn

MA 斷屑槽 MA Breaker



型號 EDP NO.	W	θ°	r	L2	X21	NC02	HC83	適用刀架 HOLDER NO.
75.6330-00 MA	3.0	35°	0.0	6.5	●	●	●	CS789R****-63
75.6330-01 MA	3.0		0.1					
75.6330-02 MA	3.0		0.2					
75.8440-00 MA	4.0	35°	0.0	8.5	●	●	●	CS668R****-84
75.8440-01 MA	4.0		0.1					
75.8440-02 MA	4.0		0.2					

MA 斷屑槽 MA Breaker

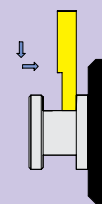
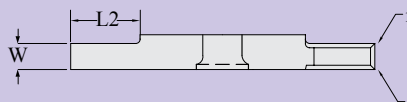



型號 EDP NO.	W	θ°	r	L2	X21	NC02	HC83	適用刀架 HOLDER NO.
77.6310-01 MA	1.0		0.1	2.5	●	●		CS789R****-63
77.6310-02 MA	1.0		0.2					
77.6315-01 MA	1.5		0.1	3.0	●	●		
77.6315-02 MA	1.5		0.2					
77.6320-01 MA	2.0		0.1	4.0	●	●		
77.6320-02 MA	2.0		0.2					
77.6325-01 MA	2.5		0.1	6.0	●	●		
77.6325-02 MA	2.5		0.2					
77.6330-01 MA	3.0		0.1	8.0	●	●		
77.6330-02 MA	3.0		0.2					
77.8410-01 MA	1.0		0.1	2.5	●	●		CS668R****-84
77.8410-02 MA	1.0		0.2					
77.8415-01 MA	1.5		0.1	3.0	●	●		
77.8415-02 MA	1.5		0.2					
77.8420-01 MA	2.0		0.1	4.0	●	●		
77.8420-02 MA	2.0		0.2					
77.8425-01 MA	2.5		0.1	6.0	●	●		
77.8425-02 MA	2.5		0.2					
77.8430-01 MA	3.0		0.1	8.0	●	●		
77.8430-02 MA	3.0		0.2					
77.8440-01 MA	4.0	0.1	8.0	●	●			
77.8440-02 MA	4.0	0.2						

無"●"標示者為訂製品。Without "●" marking means custom products.
有"●"標示者為在庫品。With "●" marking means items in stock.

右向插掃刀 Right Hand Groove and Turn

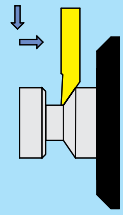
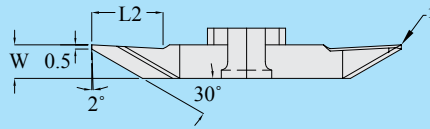
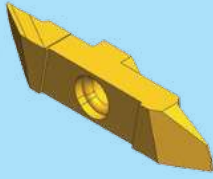
無斷屑槽 NO Breaker



型號 EDP NO.	W	θ°	r	L2	X21	NC02	HC83	適用刀架 HOLDER NO.				
77.6310-01 NB	1.0		0.1	2.5		●		CS789R****-63				
77.6310-02 NB	1.0		0.2									
77.6315-01 NB	1.5		0.1	3.0								
77.6315-02 NB	1.5		0.2									
77.6320-01 NB	2.0		0.1	4.0								
77.6320-02 NB	2.0		0.2									
77.6325-01 NB	2.5		0.1	6.0								
77.6325-02 NB	2.5		0.2									
77.6330-01 NB	3.0		0.1	8.0								
77.6330-02 NB	3.0		0.2									
77.8410-01 NB	1.0		0.1	2.5						●		CS668R****-84
77.8410-02 NB	1.0		0.2									
77.8415-01 NB	1.5		0.1	3.0								
77.8415-02 NB	1.5		0.2									
77.8420-01 NB	2.0		0.1	4.0								
77.8420-02 NB	2.0		0.2									
77.8425-01 NB	2.5	0.1	6.0									
77.8425-02 NB	2.5	0.2										
77.8430-01 NB	3.0	0.1	8.0		●		CS668R****-84					
77.8430-02 NB	3.0	0.2										
77.8440-01 NB	4.0	0.1	8.0									
77.8440-02 NB	4.0	0.2										

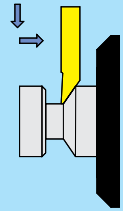
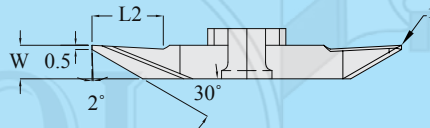
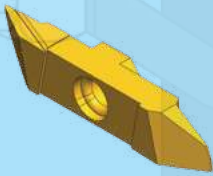
右向後掃刀 Right Hand Back Turn

CE 斷屑槽 CE Breaker



型號 EDP NO.	W	θ°	r	L2	X21	NC02	HC83	適用刀架 HOLDER NO.
67.47640-00 CE	4.0	35°	0.0	8.5		●		CS458R****
67.47640-01 CE	4.0		0.1					
67.47640-02 CE	4.0		0.2					

ME 斷屑槽 ME Breaker

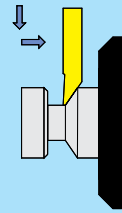
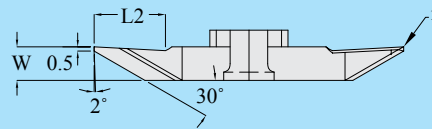
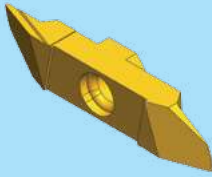


型號 EDP NO.	W	θ°	r	L2	X21	NC02	HC83	適用刀架 HOLDER NO.
67.47640-00 ME	4.0	35°	0.0	8.5		●		CS458R****
67.47640-01 ME	4.0		0.1					
67.47640-02 ME	4.0		0.2					

無"●"標示者為訂製品。Without "●" marking means custom products.
 有"●"標示者為在庫品。With "●" marking means items in stock.

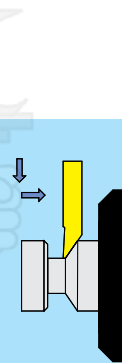
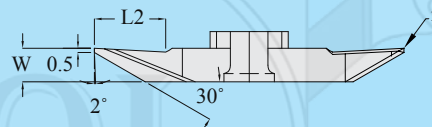
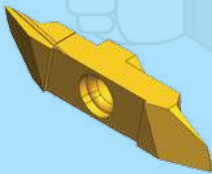
右向後掃刀 Right Hand Back Turn

CE 斷屑槽 CE Breaker



型號 EDP NO.	W	θ°	r	L2	X21	NC02	HC83	適用刀架 HOLDER NO.
69.47630-01 CE	3.0	20°	0.1	8.5		●		CS458R****
69.47630-02 CE	3.0		0.2					

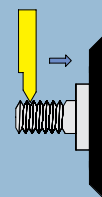
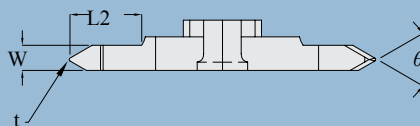
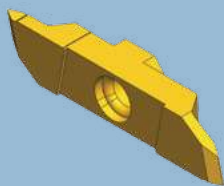
ME 斷屑槽 ME Breaker



型號 EDP NO.	W	θ°	r	L2	X21	NC02	HC83	適用刀架 HOLDER NO.
69.47630-01 ME	3.0	20°	0.1	8.5		●		CS458R****
69.47630-02 ME	3.0		0.2					


無"●"標示者為訂製品。Without "●" marking means custom products.
 有"●"標示者為在庫品。With "●" marking means items in stock.

右向牙刀 Right Hand Thread



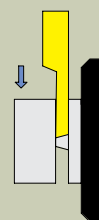
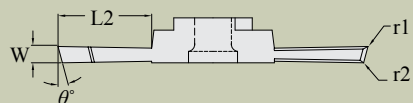
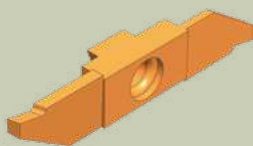
型號 EDP NO.	W	θ°	r1	L2	t	X21	NC02	適用刀架 HOLDER NO.
49.47615-55005	1.5	55°	0.05	6	0.9	●	●	CS458R****
49.47620-5501	2.0		0.1					
49.47630-5501	3.0		0.1	8.5	1.3			
49.47630-5502	3.0		0.2					
49.47620-60005	2.0	60°	0.05	6.5	0.9	●	●	
49.47620-6001	2.0		0.1					
49.47630-6001	3.0		0.1	8.5	1.3			
49.47630-6002	3.0		0.2					

無"●"標示者為訂製品。Without "●" marking means custom products.
 有"●"標示者為在庫品。With "●" marking means items in stock.



右向切斷刀 Right Hand Part Off

CE 斷屑槽 CE Breaker



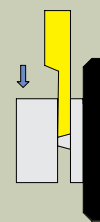
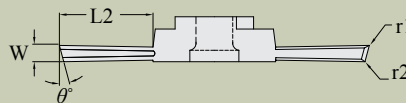
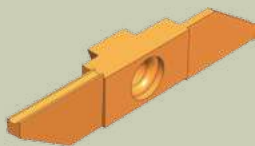
型號 EDP NO.	W	θ°	r1	r2	L2	X21	NC02	UP60	適用刀架 HOLDER NO.
43.47615-00 CE	1.5	15°	0.0	0.0	8.5	●		●	CS458R****
43.47615-01 CE	1.5		0.1	0.1		●	●		
43.47620-00 CE	2.0	15°	0.0	0.0	12	●		●	CS458R****
43.47620-005 CE	2.0		0.05	0.05		●	●		
43.47620-01 CE	2.0		0.1	0.1		●	●		
43.47625-00 CE	2.5	15°	0.0	0.0	14	●		●	CS458R****
43.47625-005 CE	2.5		0.05	0.05		●	●		
43.47625-01 CE	2.5		0.1	0.1		●	●		
43.47630-00 CE	3.0	15°	0.0	0.0	14	●		●	CS458R****
43.47630-005 CE	3.0		0.05	0.05		●	●		
43.47630-01 CE	3.0		0.1	0.1		●	●		
43.47615-00 WCE	1.5	20°	0.0	0.0	8.5				CS458R****
43.47615-01 WCE	1.5		0.1	0.1					
43.47620-00 WCE	2.0	20°	0.0	0.0	12				CS458R****
43.47620-005 WCE	2.0		0.05	0.05					
43.47620-01 WCE	2.0		0.1	0.1					
43.47625-00 WCE	2.5	20°	0.0	0.0	14				CS458R****
43.47625-005 WCE	2.5		0.05	0.05					
43.47625-01 WCE	2.5		0.1	0.1					
43.47630-00 WCE	3.0	20°	0.0	0.0	14				CS458R****
43.47630-005 WCE	3.0		0.05	0.05					
43.47630-01 WCE	3.0		0.1	0.1					

無"●"標示者為訂製品。Without "●" marking means custom products.
有"●"標示者為在庫品。With "●" marking means items in stock.

台灣專利 第：M390832號
中國專利 字號：ZL 2009 2 0136227.3
日本專利 實願：2010-005365

右向切斷刀 Right Hand Part Off

CU 斷屑槽 CU Breaker



型號 EDP NO.	W	θ°	r1	r2	L2	XZ1	NC02	UP60	適用刀架 HOLDER NO.
43.47615-00 CU	1.5	15°	0.0	0.0	8.5	●		●	CS458R****
43.47615-005 CU	1.5		0.05	0.05		●		●	
43.47615-01 CU	1.5		0.1	0.1		●		●	
43.47620-00 CU	2.0	15°	0.0	0.0	12	●		●	CS458R****
43.47620-005 CU	2.0		0.05	0.05		●		●	
43.47620-01 CU	2.0		0.1	0.1		●		●	
43.47625-00 CU	2.5	15°	0.0	0.0	14	●		●	CS458R****
43.47625-005 CU	2.5		0.05	0.05		●		●	
43.47625-01 CU	2.5		0.1	0.1		●		●	
43.47630-00 CU	3.0	15°	0.0	0.0	14	●		●	CS458R****
43.47630-005 CU	3.0		0.05	0.05		●		●	
43.47630-01 CU	3.0		0.1	0.1		●		●	
43.47615-00 WCU	1.5	20°	0.0	0.0	8.5				CS458R****
43.47615-005 WCU	1.5		0.05	0.05					
43.47615-01 WCU	1.5		0.01	0.1					
43.47620-00 WCU	2.0	20°	0.0	0.0	12				CS458R****
43.47620-005 WCU	2.0		0.05	0.05					
43.47620-01 WCU	2.0		0.1	0.1					
43.47625-00 WCU	2.5	20°	0.0	0.0	14				CS458R****
43.47625-005 WCU	2.5		0.05	0.05					
43.47625-01 WCU	2.5		0.1	0.1					
43.47630-00 WCU	3.0	20°	0.0	0.0	14				CS458R****
43.47630-005 WCU	3.0		0.05	0.05					
43.47630-01 WCU	3.0		0.1	0.1					

無"●"標示者為訂製品。Without "●" marking means custom products.
有"●"標示者為在庫品。With "●" marking means items in stock.

台灣專利 第：M390832號
中國專利 字號：ZL 2009 2 0136227.3
日本專利 實願：2010-005365

本系列專利車刀特性：



1. 刀刃單邊受損可換邊繼續使用，不影響加工效率。

1. In case one side of flute is damaged, user can change to the other side of flute for continuing operation without affecting machining efficiency.

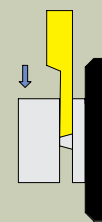
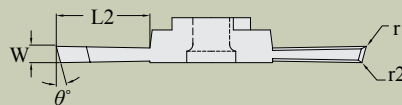


2. 刀刃磨耗後可多次研磨重複使用。使刀刃得到最高的經濟效益。

2. When cutting edge is worn, the insert can be ground for repetitive use to achieve highly economic efficiency.

右向切斷刀 Right Hand Part Off

CX 斷屑槽 CX Breaker



型號 EDP NO.	W	θ°	r1	r2	L2	X21	NC02	UP60	適用刀架 HOLDER NO.
43.47615-00 CX	1.5	15°	0.0	0.0	8.5	●		●	CS458R****
43.47615-005 CX	1.5		0.05	0.05		●		●	
43.47615-01 CX	1.5		0.1	0.1		●		●	
43.47620-00 CX	2.0	15°	0.0	0.0	12	●		●	CS458R****
43.47620-005 CX	2.0		0.05	0.05		●		●	
43.47620-01 CX	2.0		0.1	0.1		●		●	
43.47625-00 CX	2.5	15°	0.0	0.0	14	●		●	CS458R****
43.47625-005 CX	2.5		0.05	0.05		●		●	
43.47625-01 CX	2.5		0.1	0.1		●		●	
43.47630-00 CX	3.0	15°	0.0	0.0	14	●		●	CS458R****
43.47630-005 CX	3.0		0.05	0.05		●		●	
43.47630-01 CX	3.0		0.1	0.1		●		●	
43.47615-00 WCX	1.5	20°	0.0	0.0	8.5				CS458R****
43.47615-005 WCX	1.5		0.05	0.05					
43.47615-01 WCX	1.5		0.1	0.1					
43.47620-00 WCX	2.0	20°	0.0	0.0	12				CS458R****
43.47620-005 WCX	2.0		0.05	0.05					
43.47620-01 WCX	2.0		0.1	0.1					
43.47625-00 WCX	2.5	20°	0.0	0.0	14				CS458R****
43.47625-005 WCX	2.5		0.05	0.05					
43.47625-01 WCX	2.5		0.1	0.1					
43.47630-00 WCX	3.0	20°	0.0	0.0	14				CS458R****
43.47630-005 WCX	3.0		0.05	0.05					
43.47630-01 WCX	3.0		0.1	0.1					

無"●"標示者為訂製品。Without "●" marking means custom products.
有"●"標示者為在庫品。With "●" marking means items in stock.

台灣專利 第：M390832號
中國專利 字號：ZL 2009 2 0136227.3
日本專利 實願：2010-005365



3. 專利設計，刀尖點可最接近工作中心點，縮短校機時間，提升效率。

3. Patent exclusive designed edge-point which can be most close to working center so that shorten the time for machine programming.



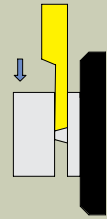
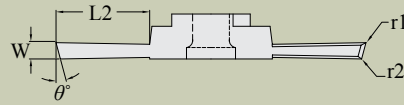
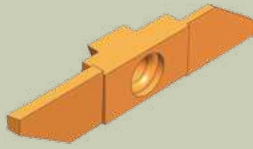
4. 專利設計刀桿長度伸縮自如，可適用於各品牌機床。



4. Patented tool holder can be extended as desired, making it suitable for any brand of lathe.

右向切斷刀 Right Hand Part Off

無斷屑槽 NO Breaker



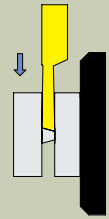
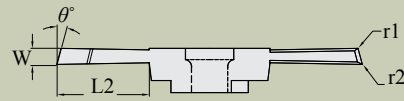
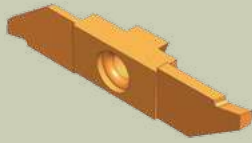
型號 EDP NO.	W	θ°	r1	r2	L2	X21	NC02	UP60	適用刀架 HOLDER NO.
43.47615-00 NB	1.5	15°	0.0	0.0	8.5	●		●	CS458R****
43.47615-005 NB	1.5		0.05	0.05		●		●	
43.47615-01 NB	1.5		0.1	0.1		●		●	
43.47620-00 NB	2.0	15°	0.0	0.0	12	●		●	CS458R****
43.47620-005 NB	2.0		0.05	0.05		●		●	
43.47620-01 NB	2.0		0.1	0.1		●		●	
43.47625-00 NB	2.5	15°	0.0	0.0	14	●		●	CS458R****
43.47625-005 NB	2.5		0.05	0.05		●		●	
43.47625-01 NB	2.5		0.1	0.1		●		●	
43.47630-00 NB	3.0	15°	0.0	0.0	14	●		●	CS458R****
43.47630-005 NB	3.0		0.05	0.05		●		●	
43.47630-01 NB	3.0		0.1	0.1		●		●	
43.47615-00 WNB	1.5	20°	0.0	0.0	8.5				CS458R****
43.47615-005 WNB	1.5		0.05	0.05					
43.47615-01 WNB	1.5		0.1	0.1					
43.47620-00 WNB	2.0	20°	0.0	0.0	12				CS458R****
43.47620-005 WNB	2.0		0.05	0.05					
43.47620-01 WNB	2.0		0.1	0.1					
43.47625-00 WNB	2.5	20°	0.0	0.0	14				CS458R****
43.47625-005 WNB	2.5		0.05	0.05					
43.47625-01 WNB	2.5		0.1	0.1					
43.47630-00 WNB	3.0	20°	0.0	0.0	14				CS458R****
43.47630-005 WNB	3.0		0.05	0.05					
43.47630-01 WNB	3.0		0.1	0.1					

無"●"標示者為訂製品。Without "●" marking means custom products.
有"●"標示者為在庫品。With "●" marking means items in stock.

台灣專利 第：M390832號
中國專利 字號：ZL 2009 2 0136227.3
日本專利 實願：2010-005365

左向切斷刀 Left Hand Part Off

CE 斷屑槽 CE Breaker



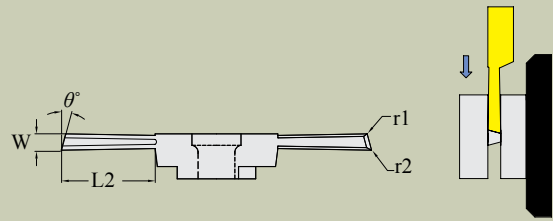
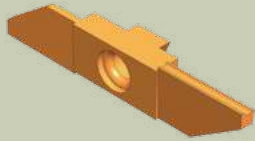
型號 EDP NO.	W	θ°	r1	r2	L2	X21	NC02	UP60	適用刀架 HOLDER NO.
44.47615-00 CE	1.5	15°	0.0	0.0	8.5	●		●	CS458L****
44.47615-01 CE	1.5		0.1	0.1		●	●		
44.47620-00 CE	2.0	15°	0.0	0.0	12	●		●	CS458L****
44.47620-005 CE	2.0		0.05	0.05		●	●		
44.47620-01 CE	2.0		0.1	0.1		●	●		
44.47625-00 CE	2.5	15°	0.0	0.0	14	●		●	CS458L****
44.47625-005 CE	2.5		0.05	0.05		●	●		
44.47625-01 CE	2.5		0.1	0.1		●	●		
44.47630-00 CE	3.0	15°	0.0	0.0	14	●		●	CS458L****
44.47630-005 CE	3.0		0.05	0.05		●	●		
44.47630-01 CE	3.0		0.1	0.1		●	●		
44.47615-00 WCE	1.5	20°	0.0	0.0	8.5				CS458L****
44.47615-01 WCE	1.5		0.1	0.1					
44.47620-00 WCE	2.0	20°	0.0	0.0	12				CS458L****
44.47620-005 WCE	2.0		0.05	0.05					
44.47620-01 WCE	2.0		0.1	0.1					
44.47625-00 WCE	2.5	20°	0.0	0.0	14				CS458L****
44.47625-005 WCE	2.5		0.05	0.05					
44.47625-01 WCE	2.5		0.1	0.1					
44.47630-00 WCE	3.0	20°	0.0	0.0	14				CS458L****
44.47630-005 WCE	3.0		0.05	0.05					
44.47630-01 WCE	3.0		0.1	0.1					

無"●"標示者為訂製品。Without "●" marking means custom products.
有"●"標示者為在庫品。With "●" marking means items in stock.

台灣專利 第：M390832號
中國專利 字號：ZL 2009 2 0136227.3
日本專利 實願：2010-005365

左向切斷刀 Left Hand Part Off

CU 斷屑槽 CU Breaker



型號 EDP NO.	W	θ°	r1	r2	L2	XZ1	NC02	UP60	適用刀架 HOLDER NO.
44.47615-00 CU	1.5	15°	0.0	0.0	8.5	●		●	CS458L****
44.47615-01 CU	1.5		0.1	0.1		●	●		
44.47620-00 CU	2.0	15°	0.0	0.0	12	●		●	CS458L****
44.47620-005 CU	2.0		0.05	0.05		●	●		
44.47620-01 CU	2.0		0.1	0.1		●	●		
44.47625-00 CU	2.5	15°	0.0	0.0	14	●		●	CS458L****
44.47625-005 CU	2.5		0.05	0.05		●	●		
44.47625-01 CU	2.5		0.1	0.1		●	●		
44.47630-00 CU	3.0	15°	0.0	0.0	14	●		●	CS458L****
44.47630-005 CU	3.0		0.05	0.05		●	●		
44.47630-01 CU	3.0		0.1	0.1		●	●		
44.47615-00 WCU	1.5	20°	0.0	0.0	8.5				CS458L****
44.47615-01 WCU	1.5		0.1	0.1					
44.47620-00 WCU	2.0	20°	0.0	0.0	12				CS458L****
44.47620-005 WCU	2.0		0.05	0.05					
44.47620-01 WCU	2.0		0.1	0.1					
44.47625-00 WCU	2.5	20°	0.0	0.0	14				CS458L****
44.47625-005 WCU	2.5		0.05	0.05					
44.47625-01 WCU	2.5		0.1	0.1					
44.47630-00 WCU	3.0	20°	0.0	0.0	14				CS458L****
44.47630-005 WCU	3.0		0.05	0.05					
44.47630-01 WCU	3.0		0.1	0.1					

無"●"標示者為訂製品。Without "●" marking means custom products.
有"●"標示者為在庫品。With "●" marking means items in stock.

台灣專利 第：M390832號
中國專利 字號：ZL 2009 2 0136227.3
日本專利 實願：2010-005365

本系列專利車刀特性：



1. 刀刃單邊受損可換邊繼續使用，不影響加工效率。

1. In case one side of flute is damaged, user can change to the other side of flute for continuing operation without affecting machining efficiency.

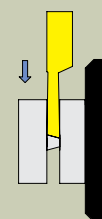
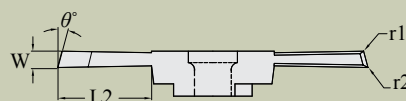
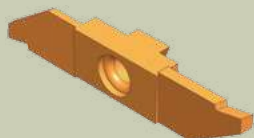


2. 刀刃磨耗後可多次研磨重複使用。使刀刃得到最高的經濟效益。

2. When cutting edge is worn, the insert can be ground for repetitive use to achieve highly economic efficiency.

左向切斷刀 Left Hand Part Off

CX 斷屑槽 CX Breaker



型號 EDP NO.	W	θ°	r1	r2	L2	X21	NC02	UP60	適用刀架 HOLDER NO.
44.47615-00 CX	1.5	15°	0.0	0.0	8.5	●		●	CS458L****
44.47615-01 CX	1.5		0.1	0.1		●		●	
44.47620-00 CX	2.0	15°	0.0	0.0	12	●		●	CS458L****
44.47620-005 CX	2.0		0.05	0.05		●		●	
44.47620-01 CX	2.0		0.1	0.1		●		●	
44.47625-00 CX	2.5	15°	0.0	0.0	14	●		●	CS458L****
44.47625-005 CX	2.5		0.05	0.05		●		●	
44.47625-01 CX	2.5		0.1	0.1		●		●	
44.47630-00 CX	3.0	15°	0.0	0.0	14	●		●	CS458L****
44.47630-005 CX	3.0		0.05	0.05		●		●	
44.47630-01 CX	3.0		0.1	0.1		●		●	
44.47615-00 WCX	1.5	20°	0.0	0.0	8.5				CS458L****
44.47615-01 WCX	1.5		0.1	0.1					
44.47620-00 WCX	2.0	20°	0.0	0.0	12				CS458L****
44.47620-005 WCX	2.0		0.05	0.05					
44.47620-01 WCX	2.0		0.1	0.1					
44.47625-00 WCX	2.5	20°	0.0	0.0	14				CS458L****
44.47625-005 WCX	2.5		0.05	0.05					
44.47625-01 WCX	2.5		0.1	0.1					
44.47630-00 WCX	3.0	20°	0.0	0.0	14				CS458L****
44.47630-005 WCX	3.0		0.05	0.05					
44.47630-01 WCX	3.0		0.1	0.1					

無"●"標示者為訂製品。Without "●" marking means custom products.
有"●"標示者為在庫品。With "●" marking means items in stock.

台灣專利 第：M390832號
中國專利 字號：ZL 2009 2 0136227.3
日本專利 實願：2010-005365



3. 專利設計，刀尖點可最接近工作中心點，縮短校機時間，提升效率。

3. Patent exclusive designed edge-point which can be most close to working center so that shorten the time for machine programming.

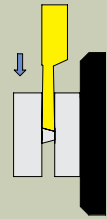
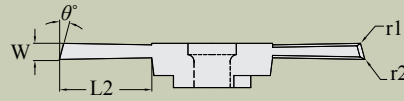
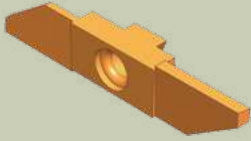


4. 專利設計刀桿長度伸縮自如，可適用於各品牌機床。

4. Patented tool holder can be extended as desired, making it suitable for any brand of lathe.

左向切斷刀 Left Hand Part Off

NB 斷屑槽 NO Breaker



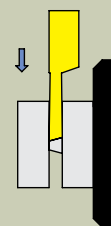
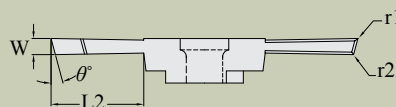
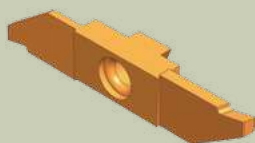
型號 EDP NO.	W	θ°	r1	r2	L2	X21	NC02	UP60	適用刀架 HOLDER NO.
44.47615-00 NB	1.5	15°	0.0	0.0	8.5	●		●	CS458L****
44.47615-01 NB	1.5		0.1	0.1		●	●		
44.47620-00 NB	2.0	15°	0.0	0.0	12	●		●	CS458L****
44.47620-005 NB	2.0		0.05	0.05		●	●		
44.47620-01 NB	2.0		0.1	0.1		●	●		
44.47625-00 NB	2.5	15°	0.0	0.0	14	●		●	CS458L****
44.47625-005 NB	2.5		0.05	0.05		●	●		
44.47625-01 NB	2.5		0.1	0.1		●	●		
44.47630-00 NB	3.0	15°	0.0	0.0	14	●		●	CS458L****
44.47630-005 NB	3.0		0.05	0.05		●	●		
44.47630-01 NB	3.0		0.1	0.1		●	●		
44.47615-00 WNB	1.5	20°	0.0	0.0	8.5				CS458L****
44.47615-01 WNB	1.5		0.1	0.1					
44.47620-00 WNB	2.0	20°	0.0	0.0	12				CS458L****
44.47620-005 WNB	2.0		0.05	0.05					
44.47620-01 WNB	2.0		0.1	0.1					
44.47625-00 WNB	2.5	20°	0.0	0.0	14				CS458L****
44.47625-005 WNB	2.5		0.05	0.05					
44.47625-01 WNB	2.5		0.1	0.1					
44.47630-00 WNB	3.0	20°	0.0	0.0	14				CS458L****
44.47630-005 WNB	3.0		0.05	0.05					
44.47630-01 WNB	3.0		0.1	0.1					

無"●"標示者為訂製品。Without "●" marking means custom products.
有"●"標示者為在庫品。With "●" marking means items in stock.

台灣專利 第：M390832號
中國專利 字號：ZL 2009 2 0136227.3
日本專利 實願：2010-005365

左向右切切斷刀 Left Hand Right Cutting Part Off

CE 斷屑槽 CE Breaker



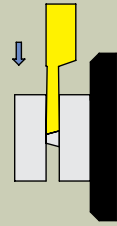
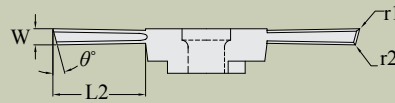
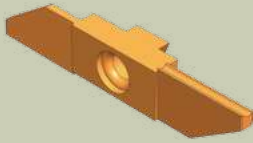
型號 EDP NO.	W	θ°	r1	r2	L2	X21	UP60	適用刀架 HOLDER NO.
44.47615-00R CE	1.5	15°	0.0	0.0	8.5	●	●	CS458L****
44.47615-01R CE	1.5		0.1	0.1		●	●	
44.47620-00R CE	2.0	15°	0.0	0.0	12	●	●	CS458L****
44.47620-005R CE	2.0		0.05	0.05		●	●	
44.47620-01R CE	2.0		0.1	0.1		●	●	
44.47625-00R CE	2.5	15°	0.0	0.0	14	●	●	CS458L****
44.47625-005R CE	2.5		0.05	0.05		●	●	
44.47625-01R CE	2.5		0.1	0.1		●	●	
44.47630-00R CE	3.0	15°	0.0	0.0	14	●	●	CS458L****
44.47630-005R CE	3.0		0.05	0.05		●	●	
44.47630-01R CE	3.0		0.1	0.1		●	●	
44.47615-00R WCE	1.5	20°	0.0	0.0	8.5			CS458L****
44.47615-01R WCE	1.5		0.1	0.1				
44.47620-00R WCE	2.0	20°	0.0	0.0	12			CS458L****
44.47620-005R WCE	2.0		0.05	0.05				
44.47620-01R WCE	2.0		0.1	0.1				
44.47625-00R WCE	2.5	20°	0.0	0.0	14			CS458L****
44.47625-005R WCE	2.5		0.05	0.05				
44.47625-01R WCE	2.5		0.1	0.1				
44.47630-00R WCE	3.0	20°	0.0	0.0	14			CS458L****
44.47630-005R WCE	3.0		0.05	0.05				
44.47630-01R WCE	3.0		0.1	0.1				

無"●"標示者為訂製品。Without "●" marking means custom products.
有"●"標示者為在庫品。With "●" marking means items in stock.

台灣專利 第：M390832號
中國專利 字號：ZL 2009 2 0136227.3
日本專利 實願：2010-005365

左向右切切斷刀 Left Hand Right Cutting Part Off

CU 斷屑槽 CU Breaker



型號 EDP NO.	W	θ°	r1	r2	L2	X21	UP60	適用刀架 HOLDER NO.
44.47615-00R CU	1.5	15°	0.0	0.0	8.5	●	●	CS458L****
44.47615-01R CU	1.5		0.1	0.1		●	●	
44.47620-00R CU	2.0	15°	0.0	0.0	12	●	●	CS458L****
44.47620-005R CU	2.0		0.05	0.05		●	●	
44.47620-01R CU	2.0		0.1	0.1		●	●	
44.47625-00R CU	2.5	15°	0.0	0.0	14	●	●	CS458L****
44.47625-005R CU	2.5		0.05	0.05		●	●	
44.47625-01R CU	2.5		0.1	0.1		●	●	
44.47630-00R CU	3.0	15°	0.0	0.0	14	●	●	CS458L****
44.47630-005R CU	3.0		0.05	0.05		●	●	
44.47630-01R CU	3.0		0.1	0.1		●	●	
44.47615-00R WCU	1.5	20°	0.0	0.0	8.5			CS458L****
44.47615-01R WCU	1.5		0.1	0.1				
44.47620-00R WCU	2.0	20°	0.0	0.0	12			CS458L****
44.47620-005R WCU	2.0		0.05	0.05				
44.47620-01R WCU	2.0		0.1	0.1				
44.47625-00R WCU	2.5	20°	0.0	0.0	14			CS458L****
44.47625-005R WCU	2.5		0.05	0.05				
44.47625-01R WCU	2.5		0.1	0.1				
44.47630-00R WCU	3.0	20°	0.0	0.0	14			CS458L****
44.47630-005R WCU	3.0		0.05	0.05				
44.47630-01R WCU	3.0		0.1	0.1				

無"●"標示者為訂製品。Without "●" marking means custom products.
有"●"標示者為在庫品。With "●" marking means items in stock.

台灣專利 第：M390832號
中國專利 字號：ZL 2009 2 0136227.3
日本專利 實願：2010-005365

本系列專利車刀特性：



1. 刀刃單邊受損可換邊繼續使用，不影響加工效率。

1. In case one side of flute is damaged, user can change to the other side of flute for continuing operation without affecting machining efficiency.

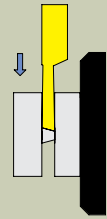
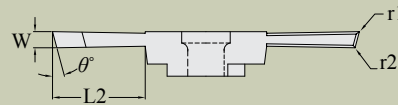
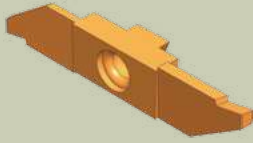


2. 刀刃磨耗後可多次研磨重複使用。使刀刃得到最高的經濟效益。

2. When cutting edge is worn, the insert can be ground for repetitive use to achieve highly economic efficiency.

左向右切切斷刀 Left Hand Right Cutting Part Off

CX 斷屑槽 CX Breaker



型號 EDP NO.	W	θ°	r1	r2	L2	X21	UP60	適用刀架 HOLDER NO.
44.47615-00R CX	1.5	15°	0.0	0.0	8.5	●	●	CS458L****
44.47615-01R CX	1.5		0.1	0.1		●	●	
44.47620-00R CX	2.0	15°	0.0	0.0	12	●	●	CS458L****
44.47620-005R CX	2.0		0.05	0.05		●	●	
44.47620-01R CX	2.0		0.1	0.1		●	●	
44.47625-00R CX	2.5	15°	0.0	0.0	14	●	●	CS458L****
44.47625-005R CX	2.5		0.05	0.05		●	●	
44.47625-01R CX	2.5		0.1	0.1		●	●	
44.47630-00R CX	3.0	15°	0.0	0.0	14	●	●	CS458L****
44.47630-005R CX	3.0		0.05	0.05		●	●	
44.47630-01R CX	3.0		0.1	0.1		●	●	
44.47615-00R WCX	1.5	20°	0.0	0.0	8.5			CS458L****
44.47615-01R WCX	1.5		0.1	0.1				
44.47620-00R WCX	2.0	20°	0.0	0.0	12			CS458L****
44.47620-005R WCX	2.0		0.05	0.05				
44.47620-01R WCX	2.0		0.1	0.1				
44.47625-00R WCX	2.5	20°	0.0	0.0	14			CS458L****
44.47625-005R WCX	2.5		0.05	0.05				
44.47625-01R WCX	2.5		0.1	0.1				
44.47630-00R WCX	3.0	20°	0.0	0.0	14			CS458L****
44.47630-005R WCX	3.0		0.05	0.05				
44.47630-01R WCX	3.0		0.1	0.1				

無"●"標示者為訂製品。Without "●" marking means custom products.
有"●"標示者為在庫品。With "●" marking means items in stock.

台灣專利 第：M390832號
中國專利 字號：ZL 2009 2 0136227.3
日本專利 實願：2010-005365



3. 專利設計，刀尖點可最接近工作中心點，縮短校機時間，提升效率。

3. Patent exclusive designed edge-point which can be most close to working center so that shorten the time for machine programming.

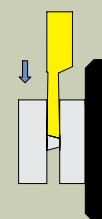
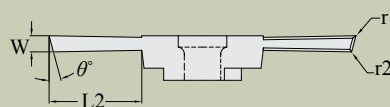
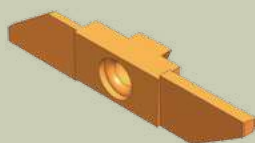


4. 專利設計刀桿長度伸縮自如，可適用於各品牌機床。

4. Patented tool holder can be extended as desired, making it suitable for any brand of lathe.

左向右切切斷刀 Left Hand Right Cutting Part Off

無 斷屑槽 NO Breaker



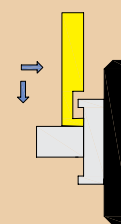
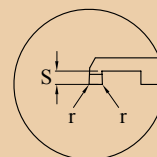
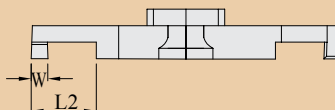
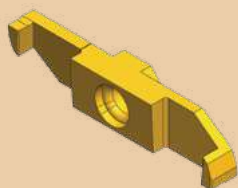
型 號 EDP NO.	W	θ°	r1	r2	L2	X21	UP60	適用刀架 HOLDER NO.
44.47615-00R NB	1.5	15°	0.0	0.0	8.5	●	●	CS458L****
44.47615-01R NB	1.5		0.1	0.1		●	●	
44.47620-00R NB	2.0	15°	0.0	0.0	12	●	●	CS458L****
44.47620-005R NB	2.0		0.05	0.05		●	●	
44.47620-01R NB	2.0		0.1	0.1		●	●	
44.47625-00R NB	2.5	15°	0.0	0.0	14	●	●	CS458L****
44.47625-005R NB	2.5		0.05	0.05		●	●	
44.47625-01R NB	2.5		0.1	0.1		●	●	
44.47630-00R NB	3.0	15°	0.0	0.0	14	●	●	CS458L****
44.47630-005R NB	3.0		0.05	0.05		●	●	
44.47630-01R NB	3.0		0.1	0.1		●	●	
44.47615-00R WNB	1.5	20°	0.0	0.0	8.5			CS458L****
44.47615-01R WNB	1.5		0.1	0.1				
44.47620-00R WNB	2.0	20°	0.0	0.0	12			CS458L****
44.47620-005R WNB	2.0		0.05	0.05				
44.47620-01R WNB	2.0		0.1	0.1				
44.47625-00R WNB	2.5	20°	0.0	0.0	14			CS458L****
44.47625-005R WNB	2.5		0.05	0.05				
44.47625-01R WNB	2.5		0.1	0.1				
44.47630-00R WNB	3.0	20°	0.0	0.0	14			CS458L****
44.47630-005R WNB	3.0		0.05	0.05				
44.47630-01R WNB	3.0		0.1	0.1				

無"●"標示者為訂製品。Without "●" marking means custom products.
有"●"標示者為在庫品。With "●" marking means items in stock.

台灣專利 第：M390832號
中國專利 字號：ZL 2009 2 0136227.3
日本專利 實願：2010-005365

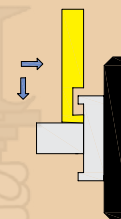
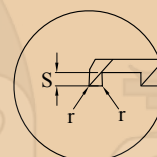
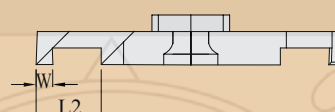
端面切溝刀 Face Groove

CX 斷屑槽 CX Breaker




型號 EDP NO.	W	S	r	L2	X21	NC02	HC83	適用刀架 HOLDER NO.
21.47610-01 CX	1.0	2.0	0.1	8.0		●		CS458R****
21.47615-02 CX	1.5		0.2					
21.47620-02 CX	2.0		0.2					

MA 切屑槽 MA Breaker



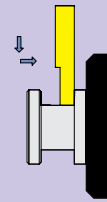
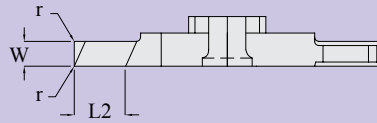
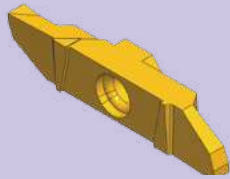
型號 EDP NO.	W	S	r	L2	X21	NC02	HC83	適用刀架 HOLDER NO.
21.47610-01 MA	1.0	2.0	0.1	8.0		●		CS458R****
21.47615-02 MA	1.5		0.2					
21.47620-02 MA	2.0		0.2					

無"●"標示者為訂製品。Without "●" marking means custom products.
有"●"標示者為在庫品。With "●" marking means items in stock.



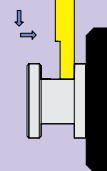
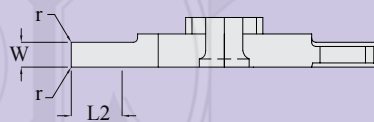
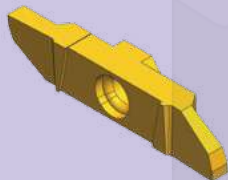
右向插掃刀 Right Hand Groove and Turn

MA 斷屑槽 MA Breaker



型號 EDP NO.	W	θ°	r	L2	X21	NC02	HC83	適用刀架 HOLDER NO.
77.47610-01 MA	1.0		0.1	2.5	●	●		CS458R****
77.47610-02 MA	1.0		0.2					
77.47615-01 MA	1.5		0.1	3.0				
77.47615-02 MA	1.5		0.2					
77.47620-01 MA	2.0		0.1	4.0				
77.47620-02 MA	2.0		0.2					
77.47625-01 MA	2.5		0.1	6.0				
77.47625-02 MA	2.5		0.2					
77.47630-01 MA	3.0		0.1	8.0				
77.47630-02 MA	3.0		0.2					
77.47640-01 MA	4.0		0.1	8.0				
77.47640-02 MA	4.0		0.2					

無斷屑槽 NO Breaker

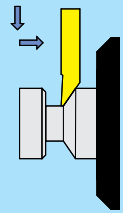
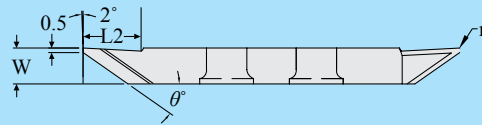



型號 EDP NO.	W	θ°	r	L2	X21	NC02	HC83	適用刀架 HOLDER NO.
77.47610-01 NB	1.0		0.1	2.5		●		CS458R****
77.47610-02 NB	1.0		0.2					
77.47615-01 NB	1.5		0.1	3.0				
77.47615-02 NB	1.5		0.2					
77.47620-01 NB	2.0		0.1	4.0				
77.47620-02 NB	2.0		0.2					
77.47625-01 NB	2.5		0.1	6.0				
77.47625-02 NB	2.5		0.2					
77.47630-01 NB	3.0		0.1	8.0				
77.47630-02 NB	3.0		0.2					
77.47640-01 NB	4.0		0.1	8.0				
77.47640-02 NB	4.0		0.2					

無"●"標示者為訂製品。Without "●" marking means custom products.
有"●"標示者為在庫品。With "●" marking means items in stock.

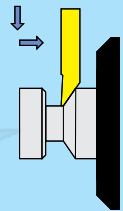
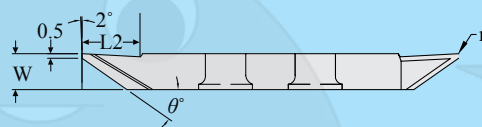
右向後掃刀 Right Hand Back Turn

CE 斷屑槽 CE Breaker



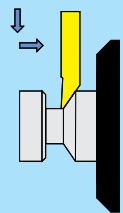
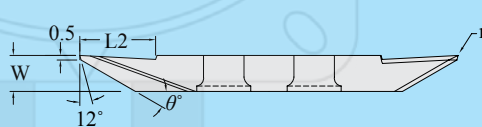
型號 EDP NO.	W	θ°	r	L2	X21	NA01	HC83	適用刀架 HOLDER NO.
674.40-00 CE	4.0	35°	0.0	8.5	●	●		CS900R****84
674.40-01 CE	4.0		0.1					
674.40-02 CE	4.0		0.2					

ME 斷屑槽 ME Breaker



型號 EDP NO.	W	θ°	r	L2	X21	NA01	HC83	適用刀架 HOLDER NO.
674.40-00 ME	4.0	35°	0.0	8.5	●	●		CS900R****84
674.40-01 ME	4.0		0.1					
674.40-02 ME	4.0		0.2					

MD 斷屑槽 MD Breaker

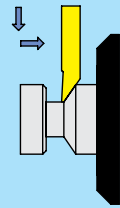
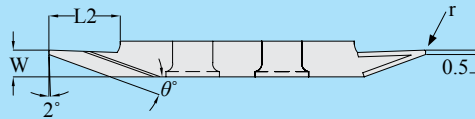


型號 EDP NO.	W	θ°	r	L2	X21	NA01	HC83	適用刀架 HOLDER NO.
674.40-00 MD	4.0	30°	0.0	8.5	●	●		CS900R****84
674.40-01 MD	4.0		0.1					
674.40-02 MD	4.0		0.2					

無"●"標示者為訂製品。Without "●" marking means custom products.
有"●"標示者為在庫品。With "●" marking means items in stock.

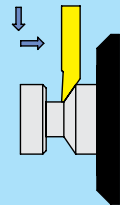
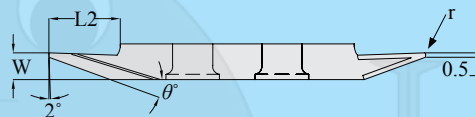
右向後掃刀 Right Hand Back Turn

CE 斷屑槽 CE Breaker



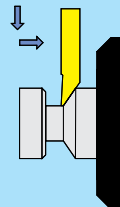
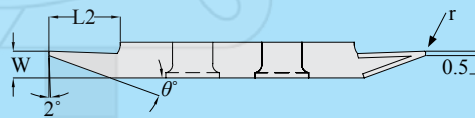
型號 EDP NO.	W	θ°	r	L2	X21	NA01	HC83	適用刀架 HOLDER NO.
694.20-01 CE	2.0	20°	0.1	6.5	●	●		CS900R****-84
694.20-02 CE	2.0		0.2					
694.30-01 CE	3.0		0.1	8.5				
694.30-02 CE	3.0		0.2					
694.40-01 CE	4.0		0.1	8.5				
694.40-02 CE	4.0		0.2					

ME 斷屑槽 ME Breaker



型號 EDP NO.	W	θ°	r	L2	X21	NA01	HC83	適用刀架 HOLDER NO.
694.20-01 ME	2.0	20°	0.1	6.5	●	●		CS900R****-84
694.20-02 ME	2.0		0.2					
694.30-01 ME	3.0		0.1	8.5				
694.30-02 ME	3.0		0.2					
694.40-01 ME	4.0		0.1	8.5				
694.40-02 ME	4.0		0.2					

無 斷屑槽 NO Breaker

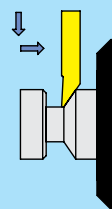
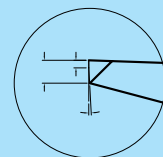
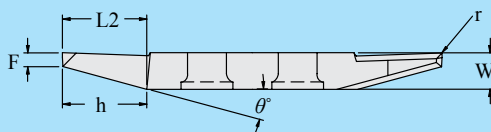


型號 EDP NO.	W	θ°	r	L2	X21	NA01	HC83	適用刀架 HOLDER NO.
694.20-01 NB	2.0	20°	0.1	6.5	●	●		CS900R****-84
694.20-02 NB	2.0		0.2					
694.30-01 NB	3.0		0.1	8.5				
694.30-02 NB	3.0		0.2					
694.40-01 NB	4.0		0.1	8.5				
694.40-02 NB	4.0		0.2					

無"●"標示者為訂製品。Without "●" marking means custom products.
有"●"標示者為在庫品。With "●" marking means items in stock.

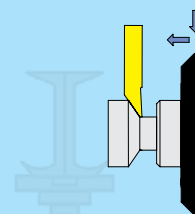
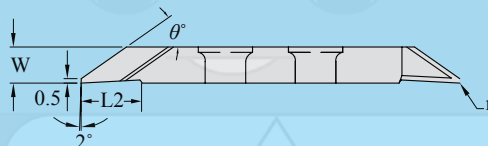

左向後掃刀 Left Hand Back Turn

MA 斷屑槽 MA Breaker



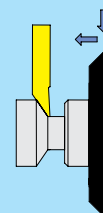
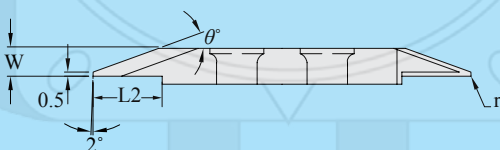

型號 EDP NO.	W	θ°	r	F	h	L2	X21	NA01	HC83	適用刀架 HOLDER NO.
694.15-00 MA	3.5	15°	0.0	1.5	9.3	8.5		●		CS900R****-84
694.15-01 MA			0.1							
694.15-02 MA			0.2							
694.20-00 MA	4.0	15°	0.0	2.0	7.5	8.5		●		
694.20-01 MA			0.1							
694.20-02 MA			0.2							

CE 斷屑槽 CE Breaker



型號 EDP NO.	W	θ°	r	L2	X21	NA01	HC83	適用刀架 HOLDER NO.
684.40-00 CE	4.0	35°	0.0	8.5				CS900L****84
684.40-01 CE	4.0		0.1					
684.40-02 CE	4.0		0.2					

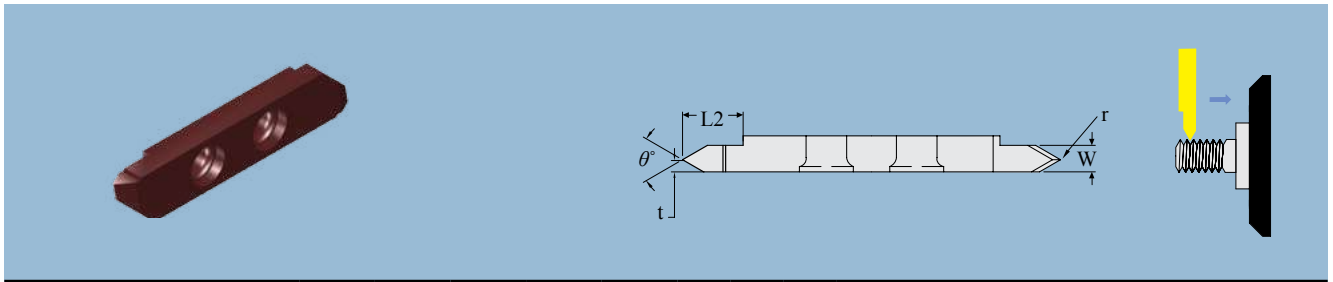
CE 斷屑槽 CE Breaker



型號 EDP NO.	W	θ°	r	L2	X21	NA01	HC83	適用刀架 HOLDER NO.
704.20-01 CE	2.0	20°	0.1	6.5				CS900L****84
704.20-02 CE	2.0		0.2					
704.30-01 CE	3.0		0.1	8.5				
704.30-02 CE	3.0		0.2					
704.40-01 CE	4.0		0.1	8.5				
704.40-02 CE	4.0		0.2					

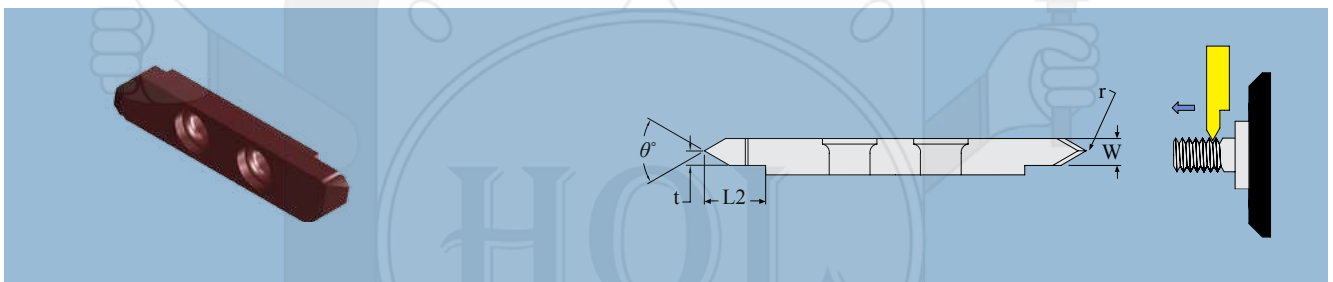
無"●"標示者為訂製品。Without "●" marking means custom products.
有"●"標示者為在庫品。With "●" marking means items in stock.

右向牙刀 Right Hand Thread



型號 EDP NO.	W	θ°	r	L2	t	X21	NA01	HC83	適用刀架 HOLDER NO.
494.20-60005	2.0	60°	0.05	6.5	0.9	●	●		CS900R****84
494.20-6001	2.0		0.1						
494.30-5501	3.0	55°	0.1	8.5	1.3	●	●		
494.30-5502	3.0		0.2						
494.30-6001	3.0	60°	0.1			●	●		
494.30-6002	3.0		0.2						

左向牙刀 Left Hand Thread

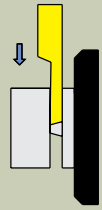
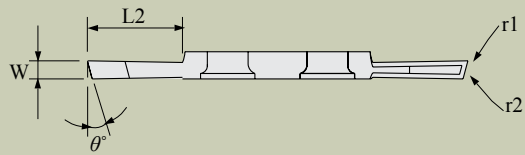



型號 EDP NO.	W	θ°	r	L2	t	X21	NA01	HC83	適用刀架 HOLDER NO.
504.20-60005	2.0	60°	0.05	6.5	0.9				CS900L****84
504.20-6001	2.0		0.1						
504.30-5501	3.0	55°	0.1	8.5	1.3				
504.30-5502	3.0		0.2						
504.30-6001	3.0	60°	0.1						
504.30-6002	3.0		0.2						

無"●"標示者為訂製品。Without "●" marking means custom products.
 有"●"標示者為在庫品。With "●" marking means items in stock.

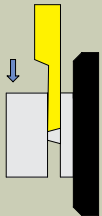
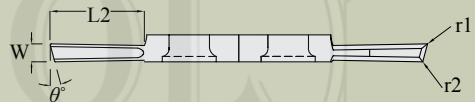

右向切斷刀 Right Hand Part Off

CE 斷屑槽 CE Breaker



型號 EDP NO.	W	θ°	r1	r2	L2	X21	NA01	HC83	適用刀架 HOLDER NO.
433.10-00 CE	1.0	15°	0.0	0.0	5	●	●		CS900R****83
433.15-00 CE	1.5		0.0	0.0	8.5	●	●		
433.15-005 CE	1.5		0.05	0.05		●	●		
433.15-01 CE	1.5		0.1	0.1		●	●		
433.20-00 CE	2.0		0.0	0.0	11.5	●	●		
433.20-005 CE	2.0		0.05	0.05		●	●		
433.20-01 CE	2.0		0.1	0.1		●	●		
433.25-00 CE	2.5		0.0	0.0		●	●		
433.25-005 CE	2.5		0.05	0.05		●	●		
433.25-01 CE	2.5		0.1	0.1		●	●		
433.30-00 CE	3.0		0.0	0.0		●	●		
433.30-005 CE	3.0		0.05	0.05		●	●		
433.30-01 CE	3.0		0.1	0.1		●	●		
433.20-00 WCE	2.0		20°	0.1	0.0	11.5			
433.20-005 WCE	2.0	0.05		0.05					
433.20-01 WCE	2.0	0.1		0.1					

CU 斷屑槽 CU Breaker

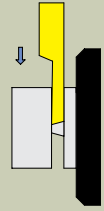
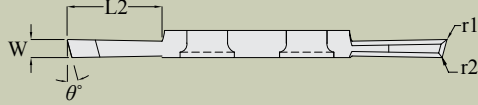



型號 EDP NO.	W	θ°	r1	r2	L2	X21	NA01	HC83	適用刀架 HOLDER NO.		
433.15-00 CU	1.5	15°	0.0	0.0	8.5	●	●	CS900R****83			
433.15-005 CU	1.5		0.05	0.05		●	●				
433.15-01 CU	1.5		0.1	0.1		●	●				
433.20-00 CU	2.0		0.0	0.0	11.5	●	●				
433.20-005 CU	2.0		0.05	0.05		●	●				
433.20-01 CU	2.0		0.1	0.1		●	●				
433.25-00 CU	2.5		0.0	0.0		●	●				
433.25-005 CU	2.5		0.05	0.05		●	●				
433.25-01 CU	2.5		0.1	0.1		●	●				
433.30-00 CU	3.0		0.0	0.0		●	●				
433.30-005 CU	3.0		0.05	0.05		●	●				
433.30-01 CU	3.0		0.1	0.1		●	●				
433.20-00 WCU	2.0		20°	0.1	0.0	11.5					CS900R****83
433.20-005 WCU	2.0			0.05	0.05						
433.20-01 WCU	2.0	0.1		0.1							

無"●"標示者為訂製品。Without "●" marking means custom products.
 有"●"標示者為在庫品。With "●" marking means items in stock.

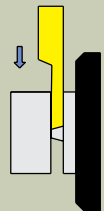
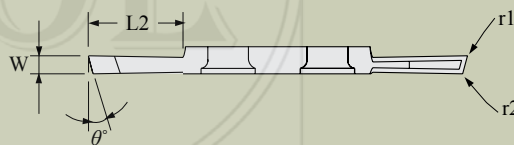

右向切斷刀 Right Hand Part Off

CX 斷屑槽 CX Breaker



型號 EDP NO.	W	θ°	r1	r2	L2	X21	NA01	HC83	適用刀架 HOLDER NO.		
433.10-00 CX	1.0	15°	0.0	0.0	5	•	•		CS900R****83		
433.15-00 CX	1.5		0.0	0.0	8.5	•	•				
433.15-005 CX	1.5		0.05	0.05		•	•				
433.15-01 CX	1.5		0.1	0.1		•	•				
433.20-00 CX	2.0		0.0	0.0	11.5	•	•				
433.20-005 CX	2.0		0.05	0.05		•	•				
433.20-01 CX	2.0		0.1	0.1		•	•				
433.25-00 CX	2.5		0.0	0.0		•	•				
433.25-005 CX	2.5		0.05	0.05		•	•				
433.25-01 CX	2.5		0.1	0.1		•	•				
433.30-00 CX	3.0		0.0	0.0		•	•				CS900R****83
433.30-005 CX	3.0		0.05	0.05		•	•				
433.30-01 CX	3.0		0.1	0.1		•	•				
433.20-00 WCX	2.0		20°	0.1	0.0	11.5					
433.20-005 WCX	2.0	0.05		0.05							
433.20-01 WCX	2.0	0.1		0.1							

CX 斷屑槽 CX Breaker

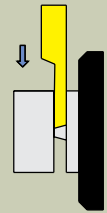
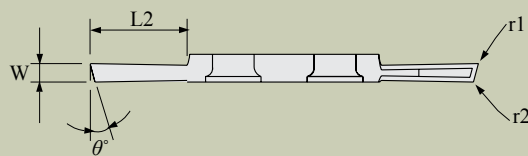



型號 EDP NO.	W	θ°	r1	r2	L2	X21	NA01	HC83	適用刀架 HOLDER NO.
433.10025-00 CX	2.5	15°	0.0	0.0	14		•		CS320R****103
433.10025-01 CX	2.5		0.1	0.1					
433.10030-00 CX	3.0		0.0	0.0	17		•		
433.10030-01 CX	3.0		0.1	0.1					

無"•"標示者為訂製品。Without "•" marking means custom products.
 有"•"標示者為在庫品。With "•" marking means items in stock.

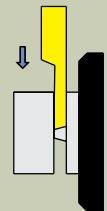
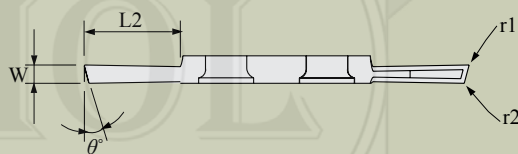

右向切斷刀 Right Hand Part Off

無斷屑槽 NO Breaker



型號 EDP NO.	W	θ°	r1	r2	L2	X21	NA01	HC83	適用刀架 HOLDER NO.
433.10-00 NB	1.0	15°	0.0	0.0	5	●	●		CS900R****83
433.15-00 NB	1.5		0.0	0.0	8.5	●	●		
433.15-005 NB	1.5		0.05	0.05		●	●		
433.15-01 NB	1.5		0.1	0.1		●	●		
433.20-00 NB	2.0		0.0	0.0		●	●		
433.20-005 NB	2.0		0.05	0.05	11.5	●	●		
433.20-01 NB	2.0		0.1	0.1	11.5	●	●		
433.25-00 NB	2.5		0.0	0.0		●	●		
433.25-005 NB	2.5		0.05	0.05		●	●		
433.25-01 NB	2.5		0.1	0.1		●	●		
433.30-00 NB	3.0		0.0	0.0	11.5	●	●		
433.30-005 NB	3.0		0.05	0.05		●	●		
433.30-01 NB	3.0		0.1	0.1		●	●		
433.20-00 WNB	2.0		20°	0.1	0.0	11.5			
433.20-005 WNB	2.0	0.05		0.05					
433.20-01 WNB	2.0	0.1		0.1					

無斷屑槽 NO Breaker

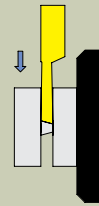
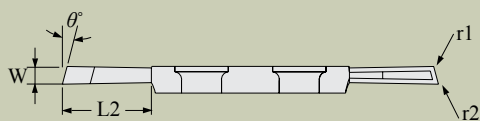



型號 EDP NO.	W	θ°	r1	r2	L2	X21	NA01	HC83	適用刀架 HOLDER NO.
433.10025-00 NB	2.5	15°	0.0	0.0	14		●		CS320R****103
433.10025-01 NB	2.5		0.1	0.1		●			
433.10030-00 NB	3.0		0.0	0.0	17	●	●		
433.10030-01 NB	3.0		0.1	0.1		●	●		

無"●"標示者為訂製品。Without "●" marking means custom products.
有"●"標示者為在庫品。With "●" marking means items in stock.

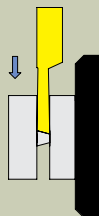
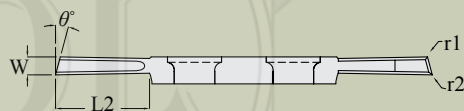

左向切斷刀 Left Hand Part Off

CE 斷屑槽 CE Breaker



型號 EDP NO.	W	θ°	r1	r2	L2	X21	NA01	HC83	適用刀架 HOLDER NO.		
443.10-00 CE	1.0	15°	0.0	0.0	5				CS900L****83		
443.15-00 CE	1.5		0.0	0.0	8.5	●	●				
443.15-005 CE	1.5		0.05	0.05		●	●				
443.15-01 CE	1.5		0.1	0.1		●	●				
443.20-00 CE	2.0		0.0	0.0	11.5	●	●				
443.20-005 CE	2.0		0.05	0.05		●	●				
443.20-01 CE	2.0		0.1	0.1		●	●				
443.25-00 CE	2.5		0.0	0.0	11.5	●	●				
443.25-005 CE	2.5		0.05	0.05		●	●				
443.25-01 CE	2.5		0.1	0.1		●	●				
443.30-00 CE	3.0		0.0	0.0	11.5	●	●				
443.30-005 CE	3.0		0.05	0.05		●	●				
443.30-01 CE	3.0		0.1	0.1		●	●				
443.20-00 WCE	2.0		20°	0.1	0.0	11.5					CS900L****83
443.20-005 WCE	2.0			0.05	0.05						
443.20-01 WCE	2.0	0.1		0.1							

CU 斷屑槽 CU Breaker

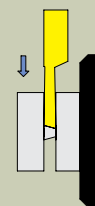
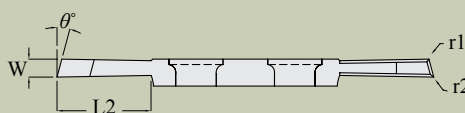



型號 EDP NO.	W	θ°	r1	r2	L2	X21	NA01	HC83	適用刀架 HOLDER NO.		
443.15-00 CU	1.5	15°	0.0	0.0	8.5	●	●		CS900L****83		
443.15-005 CU	1.5		0.05	0.05		●	●				
443.15-01 CU	1.5		0.1	0.1		●	●				
443.20-00 CU	2.0		0.0	0.0	11.5	●	●				
443.20-005 CU	2.0		0.05	0.05		●	●				
443.20-01 CU	2.0		0.1	0.1		●	●				
443.25-00 CU	2.5		0.0	0.0	11.5	●	●				
443.25-005 CU	2.5		0.05	0.05		●	●				
443.25-01 CU	2.5		0.1	0.1		●	●				
443.30-00 CU	3.0		0.0	0.0	11.5	●	●				
443.30-005 CU	3.0		0.05	0.05		●	●				
443.30-01 CU	3.0		0.1	0.1		●	●				
443.20-00 WCU	2.0		20°	0.1	0.0	11.5					CS900L****83
443.20-005 WCU	2.0			0.05	0.05						
443.20-01 WCU	2.0			0.1	0.1						

無"●"標示者為訂製品。Without "●" marking means custom products.
有"●"標示者為在庫品。With "●" marking means items in stock.

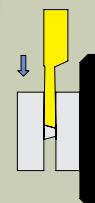
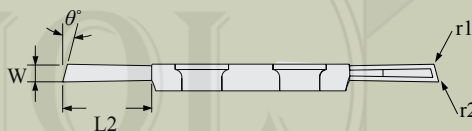
左向切斷刀 Left Hand Part Off

CX 斷屑槽 CX Breaker



型號 EDP NO.	W	θ°	r1	r2	L2	X21	NA01	HC83	適用刀架 HOLDER NO.
443.10-00 CX	1.0	15°	0.0	0.0	5	●	●		CS900L****83
443.15-00 CX	1.5		0.0	0.0	8.5	●	●		
443.15-005 CX	1.5		0.05	0.05		●	●		
443.15-01 CX	1.5		0.1	0.1		●	●		
443.20-00 CX	2.0		0.0	0.0		●	●		
443.20-005 CX	2.0		0.05	0.05	11.5	●	●		
443.20-01 CX	2.0		0.1	0.1		●	●		
443.25-00 CX	2.5		0.0	0.0		●	●		
443.25-005 CX	2.5		0.05	0.05		●	●		
443.25-01 CX	2.5		0.1	0.1	11.5	●	●		
443.30-00 CX	3.0		0.0	0.0		●	●		
443.30-005 CX	3.0		0.05	0.05		●	●		
443.30-01 CX	3.0		0.1	0.1		●	●		
443.20-00 WCX	2.0		20°	0.1	0.0	11.5			
443.20-005 WCX	2.0	0.05		0.05					
443.20-01 WCX	2.0	0.1		0.1					

無斷屑槽 NO Breaker

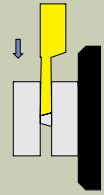
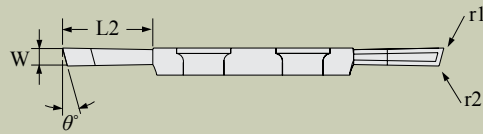



型號 EDP NO.	W	θ°	r1	r2	L2	X21	NA01	HC83	適用刀架 HOLDER NO.
443.10-00 NB	1.0	15°	0.0	0.0	5	●	●		CS900L****83
443.15-00 NB	1.5		0.0	0.0	8.5	●	●		
443.15-005 NB	1.5		0.05	0.05		●	●		
443.15-01 NB	1.5		0.1	0.1		●	●		
443.20-00 NB	2.0		0.0	0.0		●	●		
443.20-005 NB	2.0		0.05	0.05	11.5	●	●		
443.20-01 NB	2.0		0.1	0.1		●	●		
443.25-00 NB	2.5		0.0	0.0		●	●		
443.25-005 NB	2.5		0.05	0.05		●	●		
443.25-01 NB	2.5		0.1	0.1	11.5	●	●		
443.30-00 NB	3.0		0.0	0.0		●	●		
443.30-005 NB	3.0		0.05	0.05		●	●		
443.30-01 NB	3.0		0.1	0.1		●	●		
443.20-00 WNB	2.0		20°	0.1	0.0	11.5			
443.20-005 WNB	2.0	0.05		0.05					
443.20-01 WNB	2.0	0.1		0.1					

無"●"標示者為訂製品。Without "●" marking means custom products.
 有"●"標示者為在庫品。With "●" marking means items in stock.

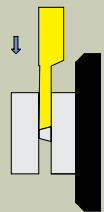
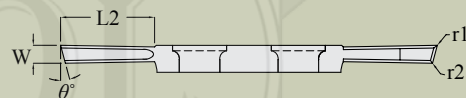
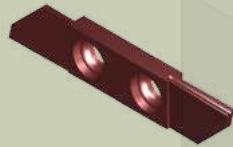
左向右切切斷刀 Left Hand Right Cutting Part Off

CE 斷屑槽 CE Breaker



型號 EDP NO.	W	θ°	r1	r2	L2	X21	NA01	HC83	適用刀架 HOLDER NO.			
443.10-00 R CE	1.0	15°	0.0	0.0	5	●	●		CS900L****83			
443.15-00 R CE	1.5		0.0	0.0	8.5	●	●					
443.15-005 R CE	1.5		0.05	0.05		●	●					
443.15-01 R CE	1.5		0.1	0.1		●	●					
443.20-00 R CE	2.0		0.0	0.0	11.5	●	●					
443.20-005 R CE	2.0		0.05	0.05		●	●					
443.20-01 R CE	2.0		0.1	0.1		●	●					
443.25-00 R CE	2.5		0.0	0.0	11.5	●	●					
443.25-005 R CE	2.5		0.05	0.05		●	●					
443.25-01 R CE	2.5		0.1	0.1		●	●					
443.30-00 R CE	3.0		0.0	0.0	11.5	●	●					
443.30-005 R CE	3.0		0.05	0.05		●	●					
443.30-01 R CE	3.0		0.1	0.1		●	●					
443.20-00 R WCE	2.0		20°	0.1	0.0	11.5						CS900L****83
443.20-005 R WCE	2.0			0.05	0.05							
443.20-01 R WCE	2.0	0.1		0.1								

CU 斷屑槽 CU Breaker

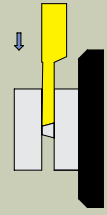
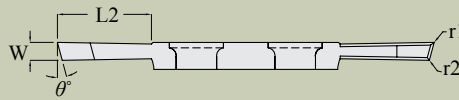



型號 EDP NO.	W	θ°	r1	r2	L2	X21	NA01	HC83	適用刀架 HOLDER NO.			
443.15-00 R CU	1.5	15°	0.0	0.0	8.5	●	●		CS900L****83			
443.15-005 R CU	1.5		0.05	0.05		●	●					
443.15-01 R CU	1.5		0.1	0.1		●	●					
443.20-00 R CU	2.0		0.0	0.0	11.5	●	●					
443.20-005 R CU	2.0		0.05	0.05		●	●					
443.20-01 R CU	2.0		0.1	0.1		●	●					
443.25-00 R CU	2.5		0.0	0.0	11.5	●	●					
443.25-005 R CU	2.5		0.05	0.05		●	●					
443.25-01 R CU	2.5		0.1	0.1		●	●					
443.30-00 R CU	3.0		0.0	0.0	11.5	●	●					
443.30-005 R CU	3.0		0.05	0.05		●	●					
443.30-01 R CU	3.0		0.1	0.1		●	●					
443.20-00 R WCU	2.0		20°	0.1	0.0	11.5						CS900L****83
443.20-005 R WCU	2.0			0.05	0.05							
443.20-01 R WCU	2.0			0.1	0.1							

無"●"標示者為訂製品。Without "●" marking means custom products.
有"●"標示者為在庫品。With "●" marking means items in stock.

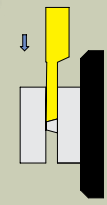
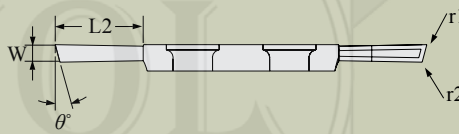

左向右切切斷刀 Left Hand Right Cutting Part Off

CX 斷屑槽 CX Breaker



型號 EDP NO.	W	θ°	r1	r2	L2	X21	NA01	HC83	適用刀架 HOLDER NO.
443.10-00 R CX	1.0	15°	0.0	0.0	5	●	●		CS900L****83
443.15-00 R CX	1.5		0.0	0.0	8.5	●	●		
443.15-005 R CX	1.5		0.05	0.05		●	●		
443.15-01 R CX	1.5		0.1	0.1		●	●		
443.20-00 R CX	2.0		0.0	0.0		11.5	●	●	
443.20-005 R CX	2.0		0.05	0.05	●		●		
443.20-01 R CX	2.0		0.1	0.1	●		●		
443.25-00 R CX	2.5		0.0	0.0	●		●		
443.25-005 R CX	2.5		0.05	0.05	●		●		
443.25-01 R CX	2.5		0.1	0.1	●		●		
443.30-00 R CX	3.0		0.0	0.0	11.5	●	●		
443.30-005 R CX	3.0		0.05	0.05		●	●		
443.30-01 R CX	3.0		0.1	0.1		●	●		
443.20-00 R WCX	2.0		20°	0.1	0.0	11.5			
443.20-005 R WCX	2.0	0.05		0.05					
443.20-01 R WCX	2.0	0.1		0.1					

無斷屑槽 NO Breaker

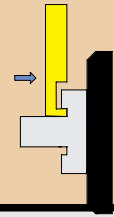
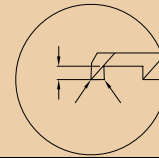
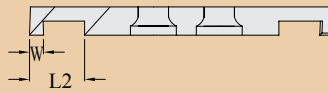



型號 EDP NO.	W	θ°	r1	r2	L2	X21	NA01	HC83	適用刀架 HOLDER NO.	
443.10-00 R NB	1.5	15°	0.0	0.0	5.0	●	●		CS900L****83	
443.15-00 R NB	1.5		0.0	0.0	8.5	●	●			
443.15-005 R NB	1.5		0.05	0.05		●	●			
443.15-01 R NB	1.5		0.1	0.1		●	●			
443.20-00 R NB	2.0		0.0	0.0		11.5	●	●		
443.20-005 R NB	2.0		0.05	0.05	●		●			
443.20-01 R NB	2.0		0.1	0.1	●		●			
443.25-00 R NB	2.5		0.0	0.0	11.5		●	●		
443.25-005 R NB	2.5		0.05	0.05			●	●		
443.25-01 R NB	2.5		0.1	0.1			●	●		
443.30-00 R NB	3.0		0.0	0.0	11.5	●	●			
443.30-005 R NB	3.0		0.05	0.05		●	●			
443.30-01 R NB	3.0		0.1	0.1		●	●			
443.20-00 R WNB	2.0		20°	0.1	0.0	11.5				
443.20-005 R WNB	2.0	0.05		0.05						
443.20-01 R WNB	2.0	0.1		0.1						

無"●"標示者為訂製品。Without "●" marking means custom products.
有"●"標示者為在庫品。With "●" marking means items in stock.

端面切溝刀 Face Groove

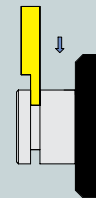

MA 斷屑槽 MA Breaker



型號 EDP NO.	W	S	r	L2	X21	NA01	HC83	適用刀架 HOLDER NO.
214.10-01 MA	1.0	2.0	0.1	8.0		●		CS900R****-84
214.15-02 MA	1.5		0.2					
214.20-02 MA	2.0		0.2					

無"●"標示者為訂製品。Without "●" marking means custom products.
有"●"標示者為在庫品。With "●" marking means items in stock.

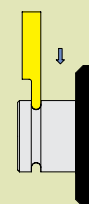
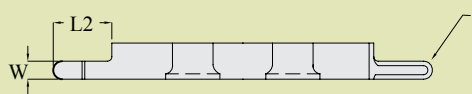

右向切槽刀 Right Hand Groove



型號 EDP NO.	W	θ°	r/c	L2	X21	NA01	HC83	適用刀架 HOLDER NO.
714.050	0.50		0.05c	1.2		●		CS900R****84
714.075	0.75		0.05c	2.0		●		
714.100	1.0		0.1	2.5		●		
714.125	1.25		0.2	3.0		●		
714.145	1.45		0.2	4.0		●		
714.150	1.5		0.2	5.0		●		
714.175	1.75		0.2	5.0		●		
714.200	2.0		0.2	6.0		●		
714.250	2.5		0.2	8.0		●		
714.300	3.0		0.3	8.0		●		
714.350	3.5		0.3	8.0				
714.400	4.0		0.4	8.0				
715.450	4.5		0.4	10.0				
715.500	5.0		0.4	10.0				
								CS900R****85


無"●"標示者為訂製品。Without "●" marking means custom products.
有"●"標示者為在庫品。With "●" marking means items in stock.

右向圓槽刀 Right Hand Radius



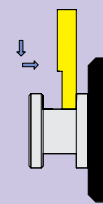
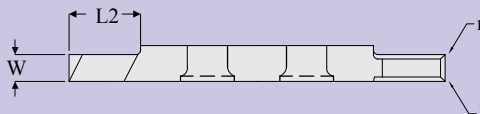
型號 EDP NO.	W	θ°	r	L2	X21	NA01	HC83	適用刀架 HOLDER NO.
714.050 R	1.0		0.50	2.5		●		CS900R****84
714.075 R	1.5		0.75	3.0				
714.100 R	2.0		1.00	4.0				
714.125 R	2.5		1.25	6.0				
714.150 R	3.0		1.50	8.0				
714.175 R	3.5		1.75	8.0				
715.200R	4.0		2.00	8.0				
715.250R	5.0		2.50	10.0				●

無"●"標示者為訂製品。Without "●" marking means custom products.
 有"●"標示者為在庫品。With "●" marking means items in stock.



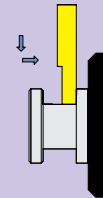
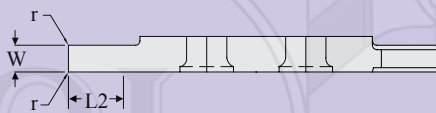
右向插掃刀 Right Hand Groove And Turn

MA 斷屑槽 MA Breaker



型號 EDP NO.	W	θ°	r	L2	X21	NA01	HC83	適用刀架 HOLDER NO.
774.10-00 MA	1.0		0.0	2.0		●		CS900R****84
774.10-01 MA	1.0		0.1	2.0	●	●		
774.15-00 MA	1.5		0.0	3.0	●	●		
774.15-01 MA	1.5		0.1					
774.15-02 MA	1.5		0.2	4.0	●	●		
774.20-00 MA	2.0		0.0					
774.20-01 MA	2.0		0.1					
774.20-02 MA	2.0		0.2	6.0	●	●		
774.25-01 MA	2.5		0.1					
774.25-02 MA	2.5		0.2	8.0	●	●		
774.30-01 MA	3.0		0.1					
774.30-02 MA	3.0		0.2					

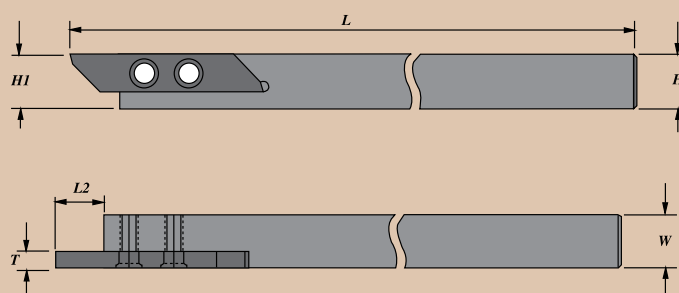
NB 斷屑槽 NO Breaker



型號 EDP NO.	W	θ°	r	L2	X21	NA01	HC83	適用刀架 HOLDER NO.
774.10-00 NB	1.0		0.0	2.0		●		CS900R****84
774.10-01 NB	1.0		0.1	2.0		●		
774.15-00 NB	1.5		0.0	3.0	●	●		
774.15-01 NB	1.5		0.1					
774.15-02 NB	1.5		0.2	4.0	●	●		
774.20-00 NB	2.0		0.0					
774.20-01 NB	2.0		0.1					
774.20-02 NB	2.0		0.2	6.0	●	●		
774.25-01 NB	2.5		0.1					
774.25-02 NB	2.5		0.2	8.0	●	●		
774.30-01 NB	3.0		0.1					
774.30-02 NB	3.0		0.2					

無"●"標示者為訂製品。Without "●" marking means custom products.
有"●"標示者為在庫品。With "●" marking means items in stock.

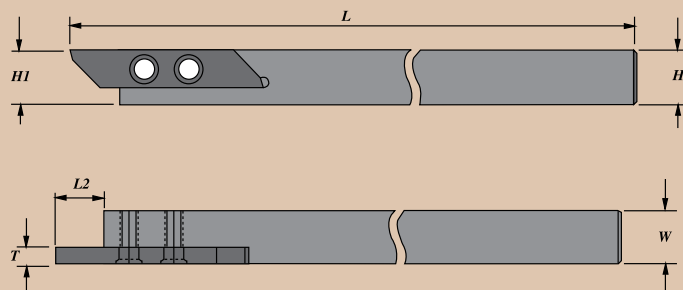
刀架 Holder



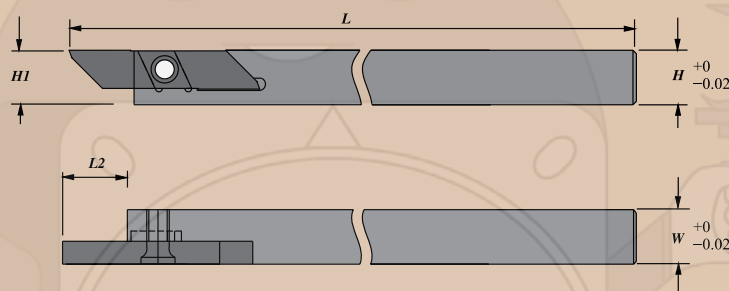
型號 EDP NO.	H=H1	W	L2	L	T	適用刀片 Applicable Inserts
CS 900R/L 1010 H-83	10	10	12	100	3	433.*** 443.***
CS 900R/L 1212 H-83	12	12	12	100	3	
CS 900R/L 1616 H-83	16	16	12	100	3	
CS 900R/L 2020 J-83	20	20	12	110	3	
CS 900R/L 2525 K-83	25	25	12	125	3	
CS 900R/L 1010 H-84	10	10	12	100	4	674.40-** 714.40*** 774.40** 334.40-** 694.40***
CS 900R/L 1212 H-84	12	12	12	100	4	
CS 900R/L 1616 H-84	16	16	12	100	4	
CS 900R/L 2020 J-84	20	20	12	110	4	
CS 900R/L 2525 K-84	25	25	12	125	4	
CS 900R/L 1212 H-85	12	12	12	100	5	715.50**
CS 900R/L 1616 H-85	16	16	12	100	5	
CS 900R/L 2020 J-85	20	20	12	110	5	
CS 900R/L 2525 K-85	25	25	12	125	5	



刀架 Holder

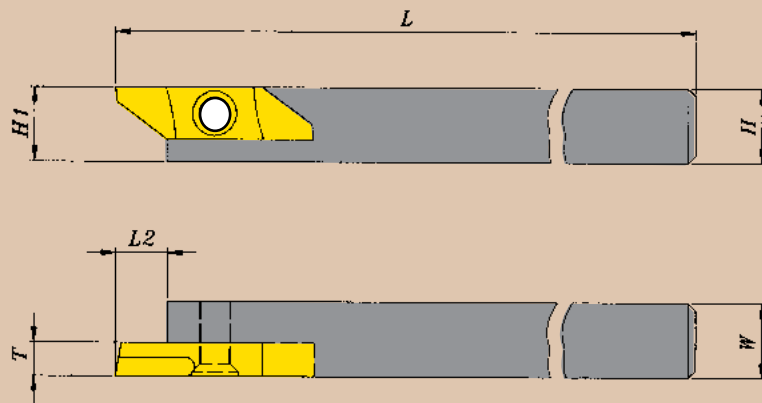


型號 EDP NO.	H=H1	W	L2	L	T	適用刀片 Applicable Inserts
CS 320R/L 1212 J-103	12	12	17	110	3	433.10030-** 443.10030-**
CS 320R/L 1616 M-103	16	16	17	150	3	
CS 320R/L 2020 K-103	20	20	17	125	3	
CS 320R/L 2525 M-103	25	25	17	150	3	




型號 EDP NO.	H=H1	W	L2	L	適用刀片 Applicable Inserts
CS 458R/L 1010 J	10	10	12	110	67.476/ 69.476 / 49.476/ 43.476/ 44.476/ 21.476/ 77.476
CS 458R/L 1212 J	12	12	12	110	
CS 458R/L 1616 J	16	16	12	110	
CS 458R/L 2020 K	20	20	12	125	
CS 458R/L 2525 M	25	25	2	150	

刀架 Holder




型號 EDP NO.	H=H1	W	L2	L	T	適用刀片 Applicable Inserts
CS 668R/L 1010 H-83	10	10	11	100	3	43.83**
CS 668R/L 1212 H-83	12	12	11	100	3	43.83** 44.83**
CS 668R/L 1616 H-83	16	16	11	100	3	
CS 668R/L 2020 J-83	20	20	11	110	3	
CS 668R/L 2525 K-83	25	25	11	125	3	
CS 668R/L 1010 H-84	10	10	11	100	4	
CS 668R/L 1212 H-84	12	12	11	100	4	71.84***
CS 668R/L 1616 H-84	16	16	11	100	4	77.84**
CS 668R/L 2020 J-84	20	20	11	110	4	33.84**
CS 668R/L 2525 K-84	25	25	11	125	4	49.84-***
CS 668R/L 1010 H-85	10	10	11	100	5	69.84-***
CS 668R/L 1212 H-85	12	12	11	100	5	71.85*** 訂製刀片
CS 668R/L 1616 H-85	16	16	11	100	5	
CS 668R/L 2020 J-85	20	20	11	110	5	
CS 668R/L 2525 K-85	25	25	11	125	5	
CS 789R/L 0707 H-63	7	7	9	100	3	
CS 789R/L 0808 H-63	8	8	9	100	3	44.63-***
CS 789R/L 1010 H-63	10	10	9	100	3	49.63-***
CS 789R/L 1212 H-63	12	12	9	100	3	33.63-**
CS 789R/L 1616 H-63	16	16	9	100	3	49.63-**
CS 789R/L 2020 J-63	20	20	9	110	3	69.63-**
CS 789R/L 2525 K-63	25	25	9	125	3	77.63-**
CS 789R/L 0707 H-64	7	7	9	100	4	71.63-**
CS 789R/L 0808 H-64	8	8	9	100	4	21.64-** 訂製刀片
CS 789R/L 1010 H-64	10	10	9	100	4	
CS 789R/L 1212 H-64	12	12	9	100	4	
CS 789R/L 1616 H-64	16	16	9	100	4	
CS 789R/L 2020 J-64	20	20	9	110	4	
CS 789R/L 2525 K-64	25	25	9	125	4	

三角立型槽刀架 Holder For 3-Cutting Edges Groove



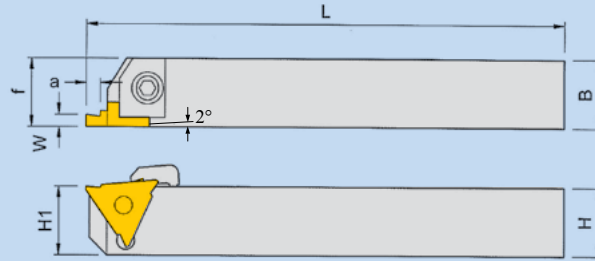
型號 EDP NO.	H=H1	H2	F	W	L2	L	適用刀片 HOLDER NO.
KTGFR/L 1010K-16F	10	4	10	10	18.5	125	HTG32 R/L
KTGFR/L 1212K-16F	12	2	12	12	18.5	125	
KTGFR/L 1616K-16F	16	—	20	16	18.5	125	
KTGFR/L 2020K-16	20	—	24	20	20	125	
KTGFR/L 252M-16	25	—	28	25	20	150	

三角立型槽刀片 3-Cutting Edges Groove Insert



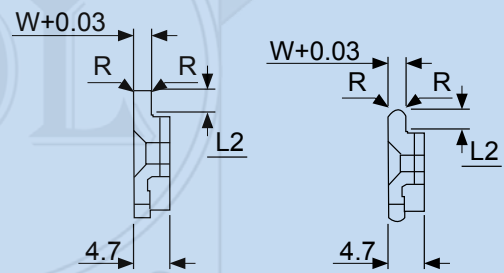
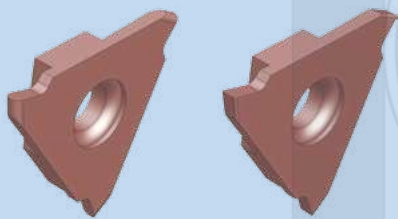
型號 EDP NO.	尺寸 Dimension (mm)			材質 Material										
	W	L2	R	BM15	BM25									
HTG32R/L 033	0.33	0.8	0.05		●									
HTG32R/L 043	0.43													
HTG32R/L 050	0.50													
HTG32R/L 060	0.60													
HTG32R/L 065	0.65													
HTG32R/L 070	0.70													
HTG32R/L 075	0.75													
HTG32R/L 080	0.80													
HTG32R/L 090	0.90													
HTG32R/L 095	0.95													
HTG32R/L 100	1.00	1.5	0.1		●									
HTG32R/L 110	1.10													
HTG32R/L 120	1.20													
HTG32R/L 125	1.25													
HTG32R/L 140	1.40													
HTG32R/L 145	1.45													
HTG32R/L 150	1.50													
HTG32R/L 150	1.50	2.0				0.1		●						
HTG32R/L 160	1.60													
HTG32R/L 175	1.75													
HTG32R/L 180	1.80													
HTG32R/L 200	2.00													
HTG32R/L 220	2.20													
HTG32R/L 230	2.30													
HTG32R/L 250	2.50													
HTG32R/L 280	2.80													
HTG32R/L 300	3.00													
HTG32R/L 050R	1.00	2.0	0.2		●									
HTG32R/L 075R	1.50													
HTG32R/L 100R	2.00	2.5				0.2		●						
HTG32R/L 125R	2.50													
HTG32R/L 150R	3.00													
HTG32R/L 050R	1.00	2.0							0.2		●			
HTG32R/L 075R	1.50													
HTG32R/L 100R	2.00	2.5										0.2		●
HTG32R/L 125R	2.50													
HTG32R/L 150R	3.00													
HTG32R/L 050R	1.00	2.0	0.2		●									
HTG32R/L 075R	1.50													
HTG32R/L 100R	2.00	2.5				0.2		●						
HTG32R/L 125R	2.50													
HTG32R/L 150R	3.00													
HTG32R/L 050R	1.00	2.0							0.2		●			
HTG32R/L 075R	1.50													
HTG32R/L 100R	2.00	2.5										0.2		●
HTG32R/L 125R	2.50													
HTG32R/L 150R	3.00													

三角立型槽刀架 Holder For 3-Cutting Edges Groove



型號 EDP NO.	刀刃 Insert	尺寸 Dimensions (mm)					螺絲 Screw	墊片 Shin	扳手 Wrench	彈簧 Spring
		H=h	B	L1	L2	F				
JGBR/L1616K22-1.5	MTG43R/L	16	16	125	32	25	M6-23	M-03	L-04	MES3
JGBR/L1616K22-2.5		16	16	125	32	25				
JGBR/L1616K22-3.5		16	16	125	32	25				
JGBR/L1616K22-1.5		16	16	125	32	25				
JGBR/L1616K22-2.5		16	16	125	32	25				
JGBR/L1616K22-3.5		16	16	125	32	25				
JGBR/L2020K22-1.5		20	20	125	32	25				
JGBR/L2020K22-2.5		20	20	125	32	25				
JGBR/L2020K22-3.5		20	20	125	32	25				
JGBR/L2525K22-1.5		25	25	150	34	30				
JGBR/L2525K22-2.5		25	25	150	34	30				
JGBR/L2525K22-3.5		25	25	150	34	30				

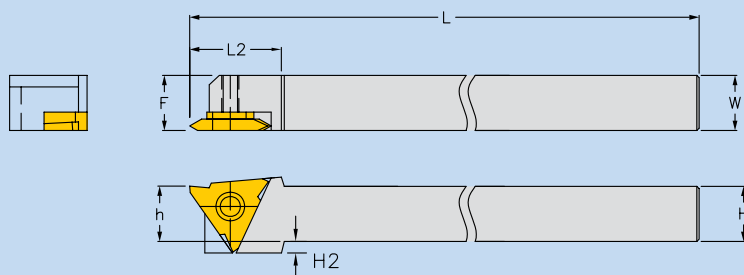
三角立型槽刀片 3-Cutting Edges Groove Insert



型號 EDP NO.	尺寸 Dimension (mm)			材質 Material	
	W	L2	R	BM15	BM25
MTG43R/L 100	1.00	2.0	0.1		●
MTG43R/L 110	1.10				
MTG43R/L 125	1.25				
MTG43R/L 145	1.45				
MTG43R/L 150	1.50				
MTG43R/L 175	1.75	3.5	0.2		●
MTG43R/L 185	1.85				
MTG43R/L 200	2.00				
MTG43R/L 220	2.20				
MTG43R/L 230	2.30				
MTG43R/L 250	2.50	4.0	0.3		●
MTG43R/L 280	2.80				

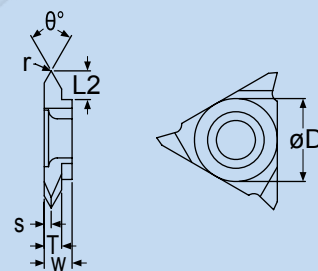
型號 EDP NO.	尺寸 Dimension (mm)			材質 Material	
	W	L2	R	BM15	BM25
MTG43R/L 300	3.00	5.0	0.3		●
MTG43R/L 330	3.30				
MTG43R/L 350	3.50				
MTG43R/L 400	4.00				
MTG43R/L 430	4.30				
MTG43R/L 450	4.50	0.4			●
MTG43R/L 050R	1.00				
MTG43R/L 075R	1.50	3.5	0.75	●	
MTG43R/L 100R	2.00		1.00	●	
MTG43R/L 125R	2.50	4.0	1.25	●	
MTG43R/L 150R	3.00	5.0	1.50	●	
MTG43R/L 175R	3.50		1.75	●	
MTG43R/L 200R	4.00		2.00	●	

三角立型牙刀架 Holder For 3-Cutting Edges Thread




型號 EDP NO.	尺寸 Dimensions (mm)						適用刀片 Applicable Inserts
	H=H1	H2	F	W	L2	L	
CSTTR/L 1010 H	10	2	10	10	18.5	100	HTT 16
CSTTR/L 1212 H	12	-	12	12	18.5	100	
CSTTR/L 1616 J	16	-	16	16	18.5	110	
CSTTR/L 1616 K	16	-	20	16	18.5	125	
CSTTR/L 2020 K	20	-	24	20	20	125	
CSTTR/L 2525 M	25	-	28	25	20	150	

三角立型螺紋刀片 3-Cutting Edges Thread Insert



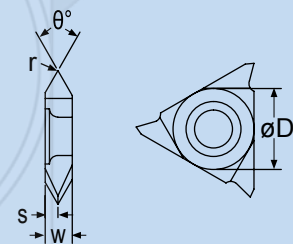
型號 EDP NO.	øD	W	S	T	θ°	r	L2	Pitch	TPI	X21	BM15	BM25	適用刀架 HOLDER NO.
HTT 1615R60005	9.525	3.2	0.5	1.5	60°	0.05	3.0	0.5~1.25	48~24			●	CSTTR-****-16
HTT 1620R6001			0.8	2.0		0.1		1.0~1.5	28~16				
HTT 1620R6002			0.8	2.0		0.2		1.5~2.0	18~10				
HTT 1632R6002			1.2	3.2	0.2	1.5~3.0		16~8					
HTT 1615R55005			0.5	1.5	55°	0.05			48~24				
HTT 1620R5501			0.8	2.0		0.1			28~14				
HTT 1632R5502			1.2	3.2		0.2			19~10				

三角立型牙刀架 Holder For 3-Cutting Edges Thread



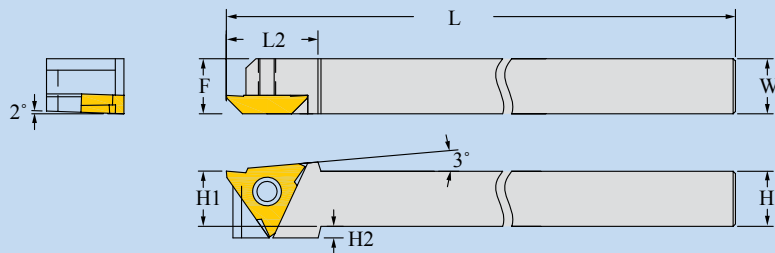
型號 EDP NO.	尺寸 Dimensions (mm)				適用刀片 Applicable Inserts
	H=H1	B	f	L	
WTHR/L 2020 K4	20	20	20	125	HTT 22
WTHR/L 2525 M4	25	25	25	150	
WTHR/L 3232 P4	32	32	32	170	

三角立型螺紋刀片 3-Cutting Edges Thread Insert



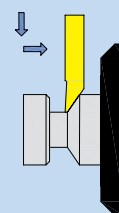
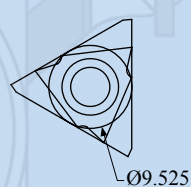
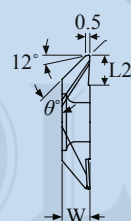

型號 EDP NO.	ϕD	W	S	θ°	r	L2	Pitch	TPI	X21	BM15	BM25	適用刀架 HOLDER NO.
HTT 2204R6001	12.3	4.7	2.0	60°	0.1		1.0~1.5	28~16			●	WTHR-****-4
HTT 2204R6002					0.2		1.5~3.0	18~10				
HTT 2204R6003					0.3		2.5~3.5	11~8				
HTT 2204R6004			0.4	3.0~4.0	8~7							
HTT 2204R5501			2.0	55°	0.1		28~11					
HTT 2204R5502					0.2		14~11					
HTT 2204R5504					0.4		8~7					

三角立型刀架 Holder For 3-Cutting Edges Back Turn



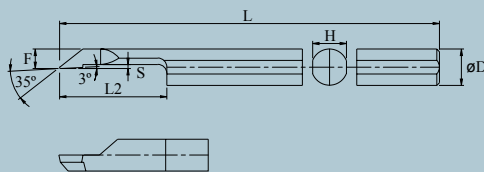

型號 EDP NO.	尺寸 Dimensions (mm)						適用刀片 Applicable Inserts
	H=H1	H2	F	W	L2	L	
CSBTR/L 1010	10	5	10	10	18.5	125	BT 1603
CSBTR/L 1212	12	2	12	12	18.5	125	
CSBTR/L 1616	16	-	16	16	18.5	125	
CSBTR/L 2020	20	-	20	20	20	125	

三角立型後掃刀片 3-Cutting Edges Back Turn

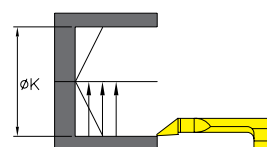
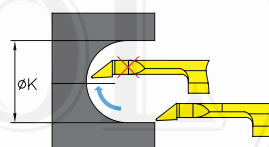


型號 EDP NO.	W	θ°	r	L2	X21	BM15	BM25	適用刀架 HOLDER NO.
BT67.1603-005 MD	3.2	45°	0.05	3.5			●	CSBTR ****-16
BT67.1603-01 MD			0.1					
BT67.1603-015 MD			0.15					
BT67.1603-02 MD			0.2					

內徑車刀 Bore



型號 EDP NO.	ØK	F	L2	L	r	S	ØD	適用套筒 Applicable Sleeve
25.3009-01 NB	3	1.65	9.0	40	0.1	0.3	4	SP.5650-04**
25.3015-01 NB	3	1.65	15.0	45	0.1	0.3	4	
25.4012-01 NB	4	2.15	12.0	42	0.1	0.5	4	
25.4020-01 NB	4	2.15	20.0	50	0.1	0.5	4	
25.5015-02 NB	5	2.7	15.0	50	0.2	0.6	6	SP.5650-06**
25.5025-02 NB	5	2.7	25.0	60	0.2	0.6	6	
25.6020-02 NB	6	3.2	20.0	55	0.2	0.6	6	
25.6030-02 NB	6	3.2	30.0	65	0.2	0.6	6	
25.7021-02 NB	7	3.8	21.0	60	0.2	0.6	8	SP.250-08** SP.5650-08**
25.7035-02 NB	7	3.8	35.0	75	0.2	0.6	8	
25.8025-02 NB	8	4.3	25.0	65	0.2	0.6	8	
25.8040-02 NB	8	4.3	40.0	80	0.2	0.6	8	
25.10030-02 NB	10	5.5	30.0	75	0.2	0.8	10	SP.250-10**
25.10050-02 NB	10	5.5	50.0	95	0.2	0.8	10	SP.5650-10**

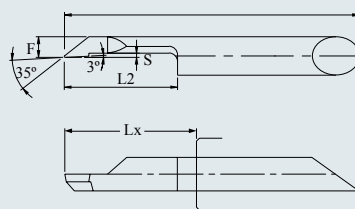


做圓弧加工時刀尖勿超越中心線
While doing arc machining,
please don't make tool nose
exceed the center line.

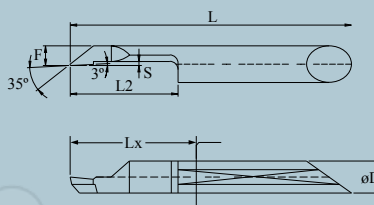


內徑車刀 Bore

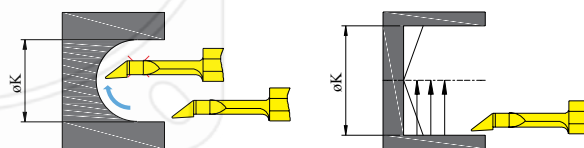
TW



ATW 冷卻式

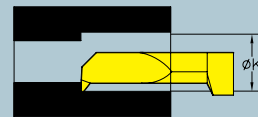
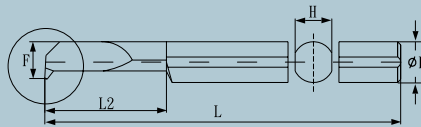
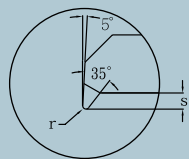



型號 EDP NO.	冷卻式 型號 EDP NO.	ØK	F	L2	Lx	r	S	ØD	適用套筒 Applicable Sleeve
TW 25.3009-01 NB	ATW 25.3009-01 NB	3	1.65	9.0	11.0	0.1	0.3	4	SP.380-04**
TW 25.3015-01 NB	ATW 25.3015-01 NB	3	1.65	15.0	17.0	0.1	0.3	4	
TW 25.4012-01 NB	ATW 25.4012-01 NB	4	2.15	12.0	14.0	0.1	0.5	4	
TW 25.4020-01 NB	ATW 25.4020-01 NB	4	2.15	20.0	22.0	0.1	0.5	4	
TW 25.5015-01 NB	ATW 25.5015-01 NB	5	2.7	15.0	17.0	0.1	0.6	5	SP.380-05**
TW 25.5025-01 NB	ATW 25.5025-01 NB	5	2.7	25.0	27.0	0.1	0.6	5	
TW 25.6020-01 NB	ATW 25.6020-01 NB	6	3.2	20.0	23.0	0.1	0.6	6	SP.380-06**
TW 25.6030-01 NB	ATW 25.6030-01 NB	6	3.2	30.0	33.0	0.1	0.6	6	
TW 25.7021-01 NB	ATW 25.7021-01 NB	7	3.8	21.0	24.0	0.1	0.6	8	SP.380-08**
TW 25.7035-01 NB	ATW 25.7035-01 NB	7	3.8	35.0	38.0	0.1	0.6	8	
TW 25.8025-01 NB	ATW 25.8025-01 NB	8	4.3	25.0	28.0	0.1	0.6	8	SP.380-08**
TW 25.8040-01 NB	ATW 25.8040-01 NB	8	4.3	40.0	43.0	0.1	0.6	8	



做圓弧加工時刀尖勿超越中心線
While doing arc machining,
please don't make tool nose
exceed the center line.

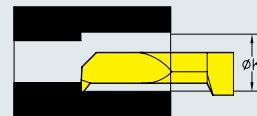
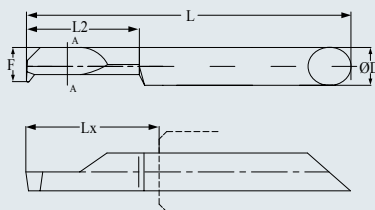
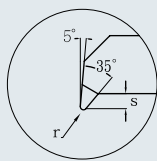
内徑車刀 Bore



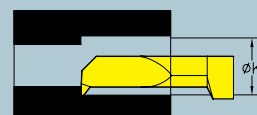
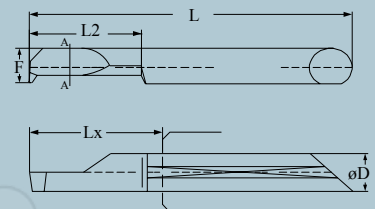
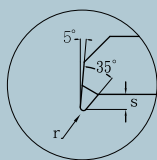
型號 EDP NO.	ØK	F	L2	L	r	S	ØD	適用套筒 Applicable Sleeve
27.3009-01	3	2.8	9.0	40	0.1	0.4	4	SP.250-04** SP.5650-04**
27.3015-01	3	2.8	15.0	45	0.1	0.4	4	
27.3021-01	3	2.8	21.0	52	0.1	0.4	4	
27.4012-01	4	3.8	12.0	42	0.1	0.7	4	
27.4012-02	4	3.8	12.0	42	0.2	0.7	4	
27.4020-01	4	3.8	20.0	50	0.1	0.7	4	
27.4020-02	4	3.8	20.0	50	0.2	0.7	4	
27.4028-01	4	3.8	28.0	60	0.1	0.7	4	
27.4028-02	4	3.8	28.0	60	0.2	0.7	4	
27.5015-01	5	4.8	15.0	50	0.1	1.0	6	SP.250-06** SP.5650-06**
27.5015-02	5	4.8	15.0	50	0.2	1.0	6	
27.5025-01	5	4.8	25.0	60	0.1	1.0	6	
27.5025-02	5	4.8	25.0	60	0.2	1.0	6	
27.5035-01	5	4.8	35.0	70	0.1	1.0	6	
27.5035-02	5	4.8	35.0	70	0.2	1.0	6	
27.6020-02	6	5.8	20.0	55	0.2	1.5	6	
27.6030-02	6	5.8	30.0	65	0.2	1.5	6	
27.6042-02	6	5.8	42.0	77	0.2	1.5	6	
27.7021-02	7	6.8	21.0	60	0.2	2.0	8	SP.250-08** SP.5650-08**
27.7035-02	7	6.8	35.0	75	0.2	2.0	8	
27.7049-02	7	6.8	49.0	90	0.2	2.0	8	
27.8025-02	8	7.8	25.0	65	0.2	2.0	8	
27.8040-02	8	7.8	40.0	80	0.2	2.0	8	
27.8056-02	8	7.8	56.0	100	0.2	2.0	8	
27.10030-02	10	9.8	30.0	75	0.2	2.5	10	SP.250-10** SP.5650-10**
27.10050-02	10	9.8	50.0	95	0.2	2.5	10	
27.10070-02	10	9.8	70.0	115	0.2	2.5	10	

内徑車刀 Bore

TW

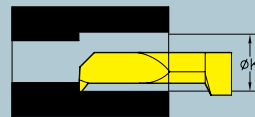
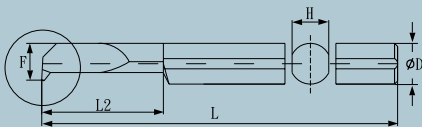
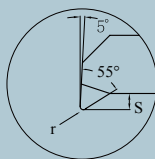



ATW 冷卻式



型號 EDP NO.	冷卻式 型號 EDP NO.	ØK	F	L2	Lx	r	S	ØD	適用套筒 Applicable Sleeve
TW 27.3009-01	ATW 27.3009-01	3	2.8	9.0	11.0	0.1	0.4	4	SP.380-04**
TW 27.3015-01	ATW 27.3015-01	3	2.8	15.0	17.0	0.1	0.4	4	
TW 27.3021-01	ATW 27.3021-01	3	2.8	21.0	23.0	0.1	0.4	4	
TW 27.4012-01	ATW 27.4012-01	4	3.8	12.0	14.0	0.1	0.7	4	
TW 27.4012-02	ATW 27.4012-02	4	3.8	12.0	14.0	0.2	0.7	4	
TW 27.4020-01	ATW 27.4020-01	4	3.8	20.0	22.0	0.1	0.7	4	
TW 27.4020-02	ATW 27.4020-02	4	3.8	20.0	22.0	0.2	0.7	4	
TW 27.4028-01	ATW 27.4028-01	4	3.8	28.0	30.0	0.1	0.7	4	
TW 27.4028-02	ATW 27.4028-02	4	3.8	28.0	30.0	0.2	0.7	4	SP.380-05**
TW 27.5015-02	ATW 27.5015-02	5	4.8	15.0	17.0	0.2	1.0	5	
TW 27.5025-02	ATW 27.5025-02	5	4.8	25.0	27.0	0.2	1.0	5	
TW 27.5035-02	ATW 27.5035-02	5	4.8	35.0	37.0	0.2	1.0	5	SP.380-06**
TW 27.6020-02	ATW 27.6020-02	6	5.8	20.0	23.0	0.2	1.5	6	
TW 27.6030-02	ATW 27.6030-02	6	5.8	30.0	33.0	0.2	1.5	6	
TW 27.6042-02	ATW 27.6042-02	6	5.8	42.0	45.0	0.2	1.5	6	SP.380-08**
TW 27.7021-02	ATW 27.7021-02	7	6.8	21.0	24.0	0.2	2.0	8	
TW 27.7035-02	ATW 27.7035-02	7	6.8	35.0	38.0	0.2	2.0	8	
TW 27.7049-02	ATW 27.7049-02	7	6.8	49.0	52.0	0.2	2.0	8	SP.380-08**
TW 27.8025-02	ATW 27.8025-02	8	7.8	25.0	28.0	0.2	2.0	8	
TW 27.8040-02	ATW 27.8040-02	8	7.8	40.0	43.0	0.2	2.0	8	
TW 27.8056-02	ATW 27.8056-02	8	7.8	56.0	59.0	0.2	2.0	8	

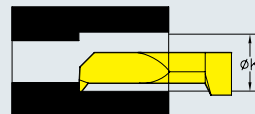
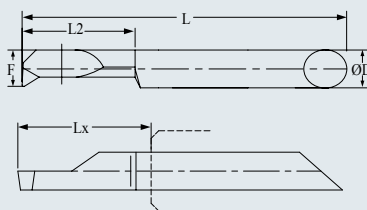
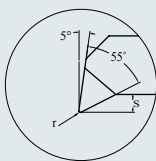
内徑車刀 Bore



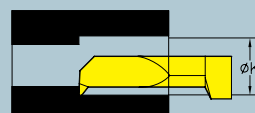
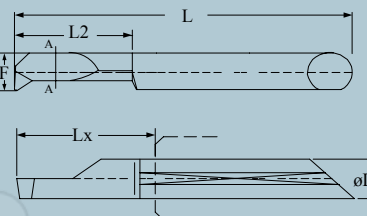
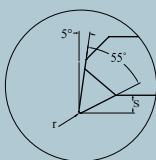
型號 EDP NO.	ØK	F	L2	L	r	S	ØD	適用套筒 Applicable Sleeve
29.3009-01	3	2.8	9.0	40	0.1	0.4	4	SP.250-04** SP.5650-04**
29.3015-01	3	2.8	15.0	45	0.1	0.4	4	
29.3021-01	3	2.8	21.0	52	0.1	0.4	4	
29.4012-01	4	3.8	12.0	42	0.1	0.7	4	
29.4012-02	4	3.8	12.0	42	0.2	0.7	4	
29.4020-01	4	3.8	20.0	50	0.1	0.7	4	
29.4020-02	4	3.8	20.0	50	0.2	0.7	4	
29.4028-01	4	3.8	28.0	60	0.1	0.7	4	
29.4028-02	4	3.8	28.0	60	0.2	0.7	4	
29.5015-01	5	4.8	15.0	50	0.1	1.0	6	
29.5015-02	5	4.8	15.0	50	0.2	1.0	6	
29.5025-01	5	4.8	25.0	60	0.1	1.0	6	
29.5025-02	5	4.8	25.0	60	0.2	1.0	6	
29.5035-01	5	4.8	35.0	70	0.1	1.0	6	
29.5035-02	5	4.8	35.0	70	0.2	1.0	6	
29.6020-02	6	5.8	20.0	55	0.2	1.5	6	
29.6030-02	6	5.8	30.0	65	0.2	1.5	6	
29.6042-02	6	5.8	42.0	77	0.2	1.5	6	
29.7021-02	7	6.8	21.0	60	0.2	2.0	8	SP.250-08** SP.5650-08**
29.7035-02	7	6.8	35.0	75	0.2	2.0	8	
29.7049-02	7	6.8	49.0	95	0.2	2.0	8	
29.8025-02	8	7.8	25.0	65	0.2	2.0	8	
29.8040-02	8	7.8	40.0	80	0.2	2.0	8	
29.8056-02	8	7.8	56.0	100	0.2	2.0	8	
29.10030-02	10	9.8	30.0	75	0.2	2.5	10	SP.250-10** SP.5650-10**
29.10050-02	10	9.8	50.0	95	0.2	2.5	10	
29.10070-02	10	9.8	70.0	115	0.2	2.5	10	

内徑車刀 Bore

TW

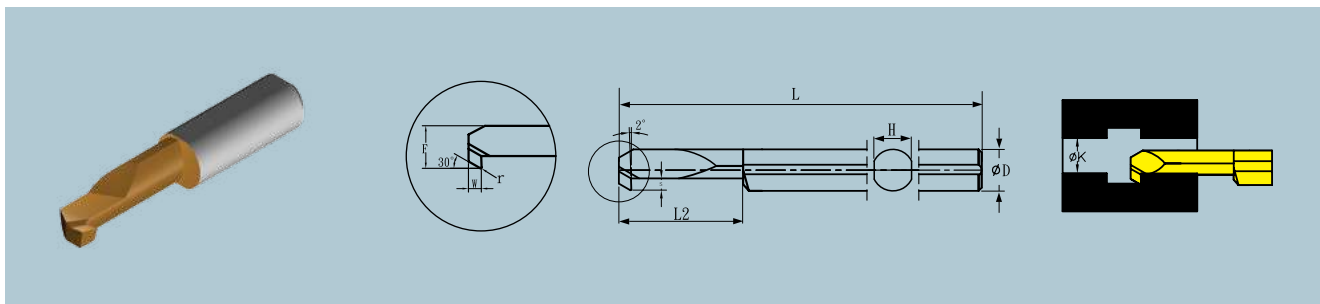


ATW 冷卻式



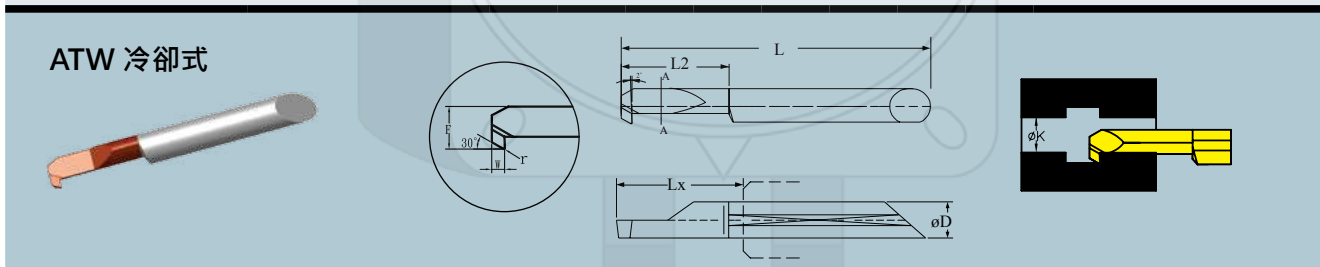
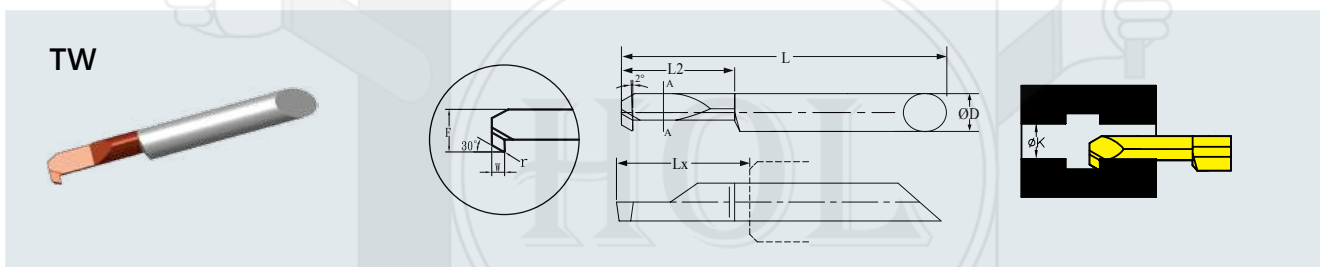
型號 EDP NO.	冷卻式 型號 EDP NO.	ØK	F	L2	Lx	r	S	ØD	適用套筒 Applicable Sleeve
TW 29.2006-005	ATW 29.2006-005	2	1.8	6.0	8.0	0.05	0.3	4	SP.380-04**
TW 29.2010-005	ATW 29.2010-005	2	1.8	10.0	12.0	0.05	0.3	4	
TW 29.2014-005	ATW 29.2014-005	2	1.8	14.0	16.0	0.05	0.3	4	
TW 29.2508-005	ATW 29.2508-005	2.5	2.3	8.0	10.0	0.05	0.3	4	SP.380-04**
TW 29.2513-005	ATW 29.2513-005	2.5	2.3	13.0	15.0	0.05	0.3	4	
TW 29.2518-005	ATW 29.2518-005	2.5	2.3	18.0	20.0	0.05	0.3	4	
TW 29.3009-01	ATW 29.3009-01	3	2.8	9.0	11.0	0.1	0.4	4	SP.380-04**
TW 29.3015-01	ATW 29.3015-01	3	2.8	15.0	17.0	0.1	0.4	4	
TW 29.3021-01	ATW 29.3021-01	3	2.8	21.0	23.0	0.1	0.4	4	
TW 29.4012-01	ATW 29.4012-01	4	3.8	12.0	14.0	0.1	0.7	4	
TW 29.4012-02	ATW 29.4012-02	4	3.8	12.0	14.0	0.2	0.7	4	
TW 29.4020-01	ATW 29.4020-01	4	3.8	20.0	22.0	0.1	0.7	4	
TW 29.4020-02	ATW 29.4020-02	4	3.8	20.0	22.0	0.2	0.7	4	
TW 29.4028-01	ATW 29.4028-01	4	3.8	28.0	30.0	0.1	0.7	4	
TW 29.4028-02	ATW 29.4028-02	4	3.8	28.0	30.0	0.2	0.7	4	
TW 29.5015-02	ATW 29.5015-02	5	4.8	15.0	17.0	0.2	1.0	5	SP.380-05**
TW 29.5025-02	ATW 29.5025-02	5	4.8	25.0	27.0	0.2	1.0	5	
TW 29.5035-02	ATW 29.5035-02	5	4.8	35.0	37.0	0.2	1.0	5	
TW 29.6020-02	ATW 29.6020-02	6	5.8	20.0	23.0	0.2	1.5	6	SP.380-06**
TW 29.6030-02	ATW 29.6030-02	6	5.8	30.0	33.0	0.2	1.5	6	
TW 29.6042-02	ATW 29.6042-02	6	5.8	42.0	45.0	0.2	1.5	6	SP.380-08**
TW 29.7021-02	ATW 29.7021-02	7	6.8	21.0	24.0	0.2	2.0	8	
TW 29.7035-02	ATW 29.7035-02	7	6.8	35.0	38.0	0.2	2.0	8	
TW 29.7049-02	ATW 29.7049-02	7	6.8	49.0	52.0	0.2	2.0	8	SP.380-08**
TW 29.8025-02	ATW 29.8025-02	8	7.8	25.0	28.0	0.2	2.0	8	
TW 29.8040-02	ATW 29.8040-02	8	7.8	40.0	43.0	0.2	2.0	8	
TW 29.8056-02	ATW 29.8056-02	8	7.8	56.0	59.0	0.2	2.0	8	SP.380-08**

内徑車刀 Bore



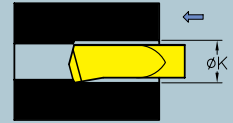
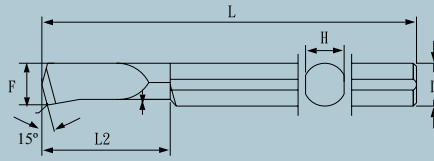
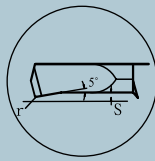

型號 EDP NO.	ØK	F	W±0.03	L2	L	r	S	ØD	適用套筒 Applicable Sleeve
37.4010-1002	4	3.8	1.0	10	40	0.2	0.8	4	SP.250-04** SP.5650-04**
37.4015-1002	4	3.8	1.0	15	45	0.2	0.8	4	
37.5012-1202	5	4.8	1.2	12	45	0.2	1.2	4	
37.5018-1202	5	4.8	1.2	18	50	0.2	1.2	4	
37.6015-1502	6	5.8	1.5	15	50	0.2	1.5	6	SP.250-06** SP.5650-06**
37.6022-1502	6	5.8	1.5	22	55	0.2	1.5	6	
37.7020-2002	7	6.8	2.0	20	55	0.2	2.0	8	SP.250-08** SP.5650-08**
37.7025-2002	7	6.8	2.0	25	60	0.2	2.0	8	
37.8020-2002	8	7.8	2.0	20	60	0.2	2.5	8	
37.8035-2002	8	7.8	2.0	30	65	0.2	2.5	8	
37.10030-2502	10	9.8	2.5	30	75	0.2	2.5	10	SP.250-10** SP.5650-10**
37.10040-2502	10	9.8	2.5	40	85	0.2	2.5	10	

内徑車刀 Bore



型號 EDP NO.	冷卻式 型號 EDP NO.	ØK	F	W±0.03	L2	Lx	r	S	ØD	適用套筒 Applicable Sleeve
TW 37.4010-1502	ATW 37.4010-1502	4	3.8	1.5	10	12	0.2	0.8	4	SP.380-04**
TW 37.4015-1502	ATW 37.4015-1502	4	3.8	1.5	15	17	0.2	0.8	4	
TW 37.5012-1502	ATW 37.5012-1502	5	4.8	1.5	12	15	0.2	1.2	5	SP.380-05**
TW 37.5018-1502	ATW 37.5018-1502	5	4.8	1.5	18	21	0.2	1.2	5	
TW 37.6015-2002	ATW 37.6015-2002	6	5.8	2.0	15	18	0.2	1.5	6	SP.380-06**
TW 37.6022-2002	ATW 37.6022-2002	6	5.8	2.0	22	25	0.2	1.5	6	
TW 37.7020-2002	ATW 37.7020-2002	7	6.8	2.0	20	23	0.2	2.0	8	SP.380-08**
TW 37.7025-2002	ATW 37.7025-2002	7	6.8	2.0	25	28	0.2	2.0	8	
TW 37.8020-2502	ATW 37.8020-2502	8	7.8	2.5	20	23	0.2	2.5	8	SP.380-08**
TW 37.8030-2502	ATW 37.8030-2502	8	7.8	2.5	30	33	0.2	2.5	8	

内徑車刀 Bore

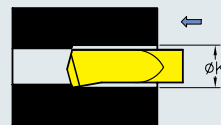
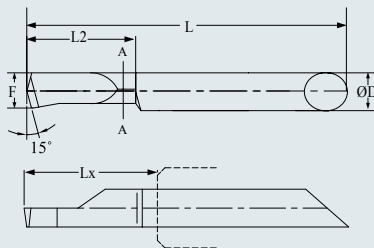
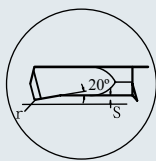



型號 EDP NO.	ØK	F	L2	L	r	S	ØD	適用套筒 Applicable Sleeve
45.2006-005	2	1.8	6.0	40	0.05	0.4	4	SP.250-04** SP.5650-04**
45.2010-005	2	1.8	10.0	40	0.05	0.4	4	
45.2014-005	2	1.8	14.0	45	0.05	0.4	4	
45.3009-01	3	2.8	9.0	40	0.1	0.4	4	
45.3015-01	3	2.8	15.0	45	0.1	0.4	4	
45.3021-01	3	2.8	21.0	52	0.1	0.4	4	
45.4012-02	4	3.8	12.0	42	0.2	0.7	4	
45.4020-02	4	3.8	20.0	50	0.2	0.7	4	
45.4028-02	4	3.8	28.0	60	0.2	0.7	4	
45.5015-02	5	4.8	15.0	50	0.2	0.7	6	SP.250-06** SP.5650-06**
45.5025-02	5	4.8	25.0	60	0.2	0.7	6	
45.5035-02	5	4.8	35.0	70	0.2	0.7	6	
45.6020-02	6	5.8	20.0	55	0.2	0.7	6	
45.6030-02	6	5.8	30.0	65	0.2	0.7	6	
45.6042-02	6	5.8	42.0	77	0.2	0.7	6	SP.250-08** SP.5650-08**
45.7021-02	7	6.8	21.0	60	0.2	0.7	8	
45.7035-02	7	6.8	35.0	75	0.2	0.7	8	
45.7049-02	7	6.8	49.0	90	0.2	0.7	8	
45.8025-02	8	7.8	25.0	65	0.2	0.9	8	
45.8040-02	8	7.8	40.0	80	0.2	0.9	8	
45.8056-02	8	7.8	56.0	100	0.2	0.9	8	

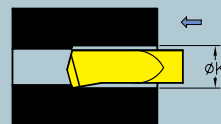
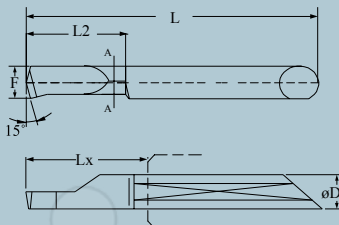
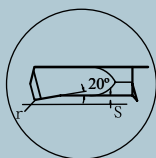



内徑車刀 Bore

TW

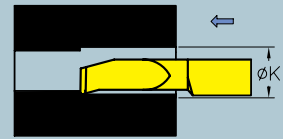
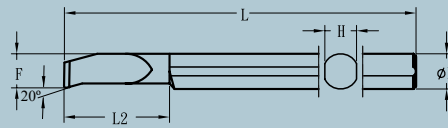
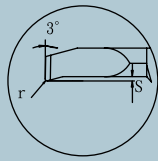



ATW 冷却式



型號 EDP NO.	冷却式 型號 EDP NO.	ØK	F	L2	Lx	r	S	ØD	適用套筒 Applicable Sleeve
TW 45.4012-02	ATW 45.4012-02	4	3.8	12.0	14.0	0.2	0.7	4	SP.380-04**
TW 45.4020-02	ATW 45.4020-02	4	3.8	20.0	22.0	0.2	0.7	4	
TW 45.4028-02	ATW 45.4028-02	4	3.8	28.0	30.0	0.2	0.7	4	
TW 45.5015-02	ATW 45.5015-02	5	4.8	15.0	17.0	0.2	0.7	5	SP.380-05**
TW 45.5025-02	ATW 45.5025-02	5	4.8	25.0	27.0	0.2	0.7	5	
TW 45.5035-02	ATW 45.5035-02	5	4.8	35.0	37.0	0.2	0.7	5	
TW 45.6020-02	ATW 45.6020-02	6	5.8	20.0	23.0	0.2	0.7	6	SP.380-06**
TW 45.6030-02	ATW 45.6030-02	6	5.8	30.0	33.0	0.2	0.7	6	
TW 45.6042-02	ATW 45.6042-02	6	5.8	42.0	45.0	0.2	0.7	6	
TW 45.7021-02	ATW 45.7021-02	7	6.8	21.0	24.0	0.2	0.7	8	SP.380-08**
TW 45.7035-02	ATW 45.7035-02	7	6.8	35.0	38.0	0.2	0.7	8	
TW 45.7049-02	ATW 45.7049-02	7	6.8	49.0	52.0	0.2	0.7	8	
TW 45.8024-02	ATW 45.8024-02	8	7.8	24.0	27.0	0.2	0.9	8	SP.380-08**
TW 45.8040-02	ATW 45.8040-02	8	7.8	40.0	43.0	0.2	0.9	8	
TW 45.8056-02	ATW 45.8056-02	8	7.8	56.0	59.0	0.2	0.9	8	

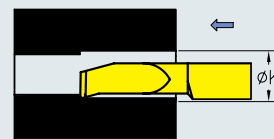
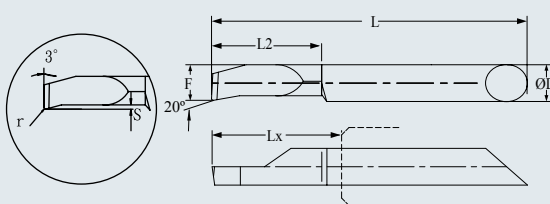
内徑車刀 Bore



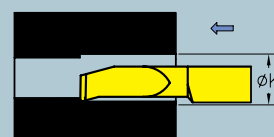
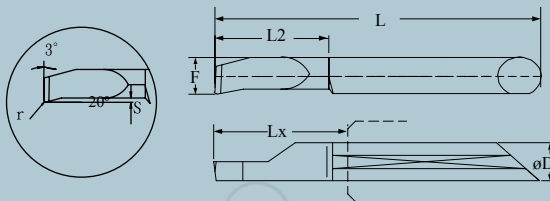
型號 EDP NO.	ØK	F	L2	L	r	S	ØD	適用套筒 Applicable Sleeve
47.2006-005	2	1.8	6.0	40	0.05	0.3	4	SP.250-04** SP.5650-04**
47.2010-005	2	1.8	10.0	40	0.05	0.3	4	
47.2014-005	2	1.8	14.0	45	0.05	0.3	4	
47.3009-01	3	2.8	9.0	40	0.1	0.4	4	
47.3015-01	3	2.8	15.0	45	0.1	0.4	4	
47.3021-01	3	2.8	21.0	52	0.1	0.4	4	
47.4012-01	4	3.8	12.0	42	0.1	0.7	4	
47.4020.01	4	3.8	20.0	50	0.1	0.7	4	
47.4020.02	4	3.8	20.0	50	0.2	0.7	4	
47.4028-01	4	3.8	28.0	60	0.1	0.7	4	
47.4028-02	4	3.8	28.0	60	0.2	0.7	4	
47.5015-01	5	4.8	15.0	50	0.1	0.7	6	SP.250-06** SP.5650-06**
47.5015-02	5	4.8	15.0	50	0.2	0.7	6	
47.5025-01	5	4.8	25.0	60	0.1	0.7	6	
47.5025-02	5	4.8	25.0	60	0.2	0.7	6	
47.5035-01	5	4.8	35.0	70	0.1	0.7	6	
47.5035-02	5	4.8	35.0	70	0.2	0.7	6	
47.6020-02	6	5.8	20.0	55	0.2	0.7	6	SP.250-08** SP.5650-08**
47.6030-02	6	5.8	30.0	65	0.2	0.7	6	
47.6042-02	6	5.8	42.0	77	0.2	0.7	6	
47.7021-02	7	6.8	21.0	60	0.2	0.7	8	SP.250-08** SP.5650-08**
47.7035-02	7	6.8	35.0	75	0.2	0.7	8	
47.7049-02	7	6.8	49.0	90	0.2	0.7	8	
47.8025-02	8	7.8	25.0	65	0.2	0.9	8	
47.8040-02	8	7.8	40.0	80	0.2	0.9	8	
47.8056-02	8	7.8	56.0	100	0.2	0.9	8	

内径車刀 Bore

TW

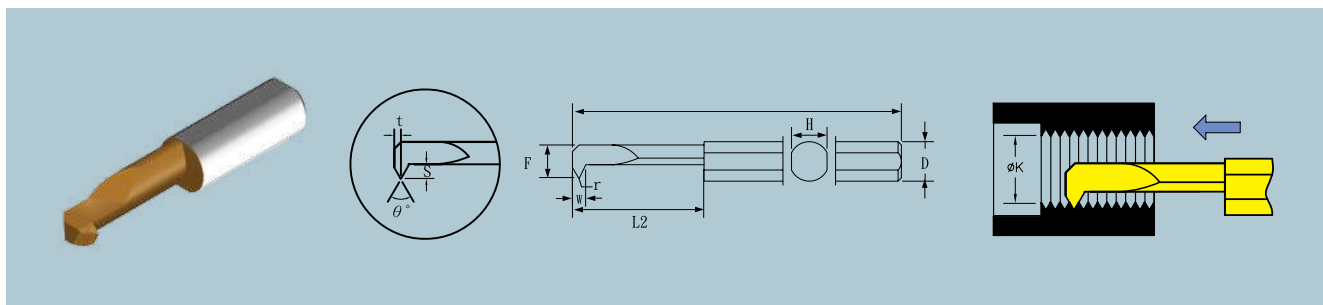


ATW 冷却式



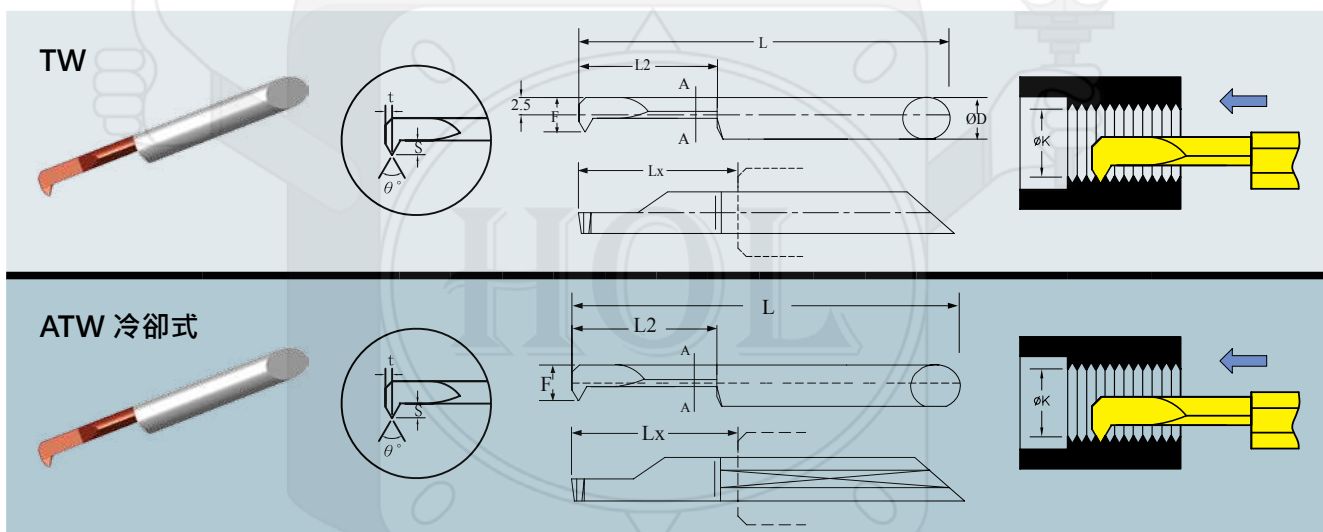
型 號 EDP NO.	冷却式 型號 EDP NO.	ØK	F	L2	Lx	r	S	ØD	適用套筒 Applicable Sleeve
TW 47.1004-005	ATW 47.1004-005	1.0	0.9	4.0	8.0	0.05	0.15	4	SP.380-04**
TW 47.1006-005	ATW 47.1006-005	1.0	0.9	6.0	8.0	0.05	0.15	4	
TW 47.1505-005	ATW 47.1505-005	1.5	1.3	5.0	8.0	0.05	0.25	4	
TW 47.1508-005	ATW 47.1508-005	1.5	1.3	8.0	10.0	0.05	0.25	4	
TW 47.2006-005	ATW 47.2006-005	2.0	1.8	6.0	8.0	0.05	0.3	4	
TW 47.2010-005	ATW 47.2010-005	2.0	1.8	10.0	12.0	0.05	0.3	4	
TW 47.2014-005	ATW 47.2014-005	2.0	1.8	14.0	16.0	0.05	0.3	4	
TW 47.2508-005	ATW 47.2508-005	2.5	2.3	8.0	10.0	0.05	0.3	4	
TW 47.2513-005	ATW 47.2513-005	2.5	2.3	13.0	15.0	0.05	0.3	4	
TW 47.2518-005	ATW 47.2518-005	2.5	2.3	18.0	20.0	0.05	0.3	4	
TW 47.3009-01	ATW 47.3009-01	3.0	2.8	9.0	11.0	0.1	0.4	4	
TW 47.3015-01	ATW 47.3015-01	3.0	2.8	15.0	17.0	0.1	0.4	4	
TW 47.4012-02	ATW 47.4012-02	4.0	3.8	12.0	14.0	0.2	0.7	4	
TW 47.4020-02	ATW 47.4020-02	4.0	3.8	20.0	22.0	0.2	0.7	4	
TW 47.4028-02	ATW 47.4028-02	4.0	3.8	28.0	30.0	0.2	0.7	4	
TW 47.5015-02	ATW 47.5015-02	5.0	4.8	15.0	17.0	0.2	0.7	5	SP.380-05**
TW 47.5025-02	ATW 47.5025-02	5.0	4.8	25.0	27.0	0.2	0.7	5	
TW 47.5035-02	ATW 47.5035-02	5.0	4.8	35.0	37.0	0.2	0.7	5	
TW 47.6020-02	ATW 47.6020-02	6.0	5.8	20.0	23.0	0.2	0.7	6	SP.380-06**
TW 47.6030-02	ATW 47.6030-02	6.0	5.8	30.0	33.0	0.2	0.7	6	
TW 47.6042-02	ATW 47.6042-02	6.0	5.8	42.0	45.0	0.2	0.7	6	
TW 47.7021-02	ATW 47.7021-02	7.0	6.8	21.0	24.0	0.2	0.7	8	SP.380-08**
TW 47.7035-02	ATW 47.7035-02	7.0	6.8	35.0	38.0	0.2	0.7	8	
TW 47.7049-02	ATW 47.7049-02	7.0	6.8	49.0	52.0	0.2	0.7	8	
TW 47.8025-02	ATW 47.8025-02	8.0	7.8	25.0	28.0	0.2	0.9	8	SP.380-08**
TW 47.8040-02	ATW 47.8040-02	8.0	7.8	40.0	43.0	0.2	0.9	8	
TW 47.8056-02	ATW 47.8056-02	8.0	7.8	56.0	59.0	0.2	0.9	8	

内径牙刀 Micro Internal Thread



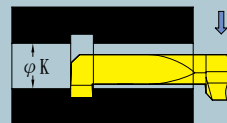
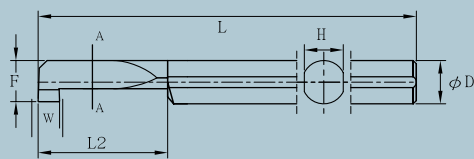
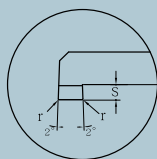

型號 EDP NO.	θ°	ϕK	F	t	W	L2	L	r	S	ϕD	Pitch	TPI	適用套筒 Applicable Sleeve
51.4015-60004	60	4.5	3.8	0.7	1.5	15	45	0.04	1.3	4	p0.5~p1.25	48~24	SP.250-04**
51.6020-60005	60	6.0	5.8	0.8	1.8	20	55	0.05	1.6	6	p0.75~p1.5	28~16	SP.250-06**
51.8025-60007	60	8.0	7.8	1.2	2.5	25	75	0.07	2.0	8	p1.0~p2.0	20~12	SP.250-08**
51.4015-55005	55	4.5	3.8	0.7	1.5	15	45	0.05	1.3	4		32~24	SP.250-04**
51.6020-5501	55	6.0	5.8	0.8	1.8	20	55	0.1	1.6	6		28~20	SP.250-06**
51.8025-5501	55	8.0	7.8	1.2	2.5	25	75	0.1	2.0	8		28~14	SP.250-08**

内径牙刀 Micro Internal Thread



型號 EDP NO.	冷却式 型號 EDP NO.	θ°	ϕK	F	t	W	L2	Lx	r	S	ϕD	Pitch	TPI	適用套筒 Applicable Sleeve
TW 51.4015-60004	ATW 51.4015-60004	60	4.5	3.8	0.7	1.5	15	17	0.04	1.3	4	p0.5~p1.25	48~24	SP.250-04**
TW 51.5015-60005	ATW 51.5015-60005	60	5.5	4.8	0.7	1.5	15	17	0.05	1.3	5	p0.75~p1.25	48~24	SP.250-05**
TW 51.6020-60005	ATW 51.6020-60005	60	7.0	5.8	0.8	1.7	20	23	0.05	1.6	6	p0.75~p1.5	28~16	SP.250-06**
TW 51.7020-60005	ATW 51.7020-60005	60	8.0	6.8	0.8	1.7	20	23	0.05	1.8	8	p0.75~p1.5	28~16	SP.250-08**
TW 51.8025-60007	ATW 51.8025-60007	60	9.0	7.8	1.2	2.5	25	28	0.07	2.0	8	p1.0~p2.0	20~12	SP.250-08**
TW 51.4015-55005	ATW 51.4015-55005	55	4.5	3.8	0.7	1.5	15	17	0.05	1.3	4		32~24	SP.250-04**
TW 51.5015-55005	ATW 51.5015-55005	55	5.5	4.8	0.7	1.5	15	17	0.05	1.3	5		32~24	SP.250-05**
TW 51.6020-5501	ATW 51.6020-5501	55	7.0	5.8	0.8	1.7	20	23	0.1	1.6	6		28~20	SP.250-06**
TW 51.7020-5501	ATW 51.7020-5501	55	8.0	6.8	0.8	1.7	20	23	0.1	1.8	8		28~20	SP.250-08**
TW 51.8025-5501	ATW 51.8025-5501	55	9.0	7.8	1.2	2.5	25	28	0.1	2.0	8		28~14	SP.250-08**

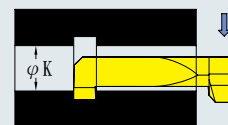
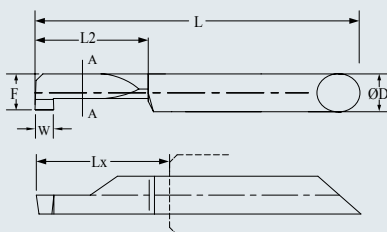
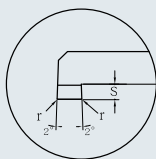
内徑槽刀 Internal Groove



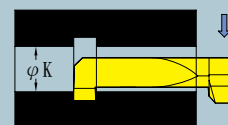
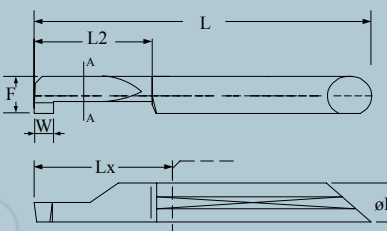
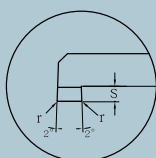
型號 EDP NO.	ØK	F	W±0.03	L2	L	r/c	S	ØD	適用套筒 Applicable Sleeve
53.4010-05	4	3.8	0.5	10	40	0.05c	0.8	4	SP.250-04** SP.5650-04**
53.4010-10	4	3.8	1.0	10	40	0.1	0.8	4	
53.4010-15	4	3.8	1.5	10	40	0.2	0.8	4	
53.4010-20	4	3.8	2.0	10	40	0.2	0.8	4	
53.5015-05	5	4.8	0.5	15	45	0.05c	1.0	6	SP250-06** SP5650-06**
53.5015-10	5	4.8	1.0	15	45	0.1	1.0	6	
53.5015-15	5	4.8	1.5	15	45	0.2	1.0	6	
53.5015-20	5	4.8	2.0	15	45	0.2	1.0	6	
53.6020-10	6	5.8	1.0	20	50	0.1	1.5	6	SP.250-06** SP.5650-06**
53.6020-15	6	5.8	1.5	20	50	0.2	1.5	6	
53.6020-20	6	5.8	2.0	20	50	0.2	1.5	6	
53.7020-10	7	6.8	1.0	20	55	0.1	1.8	8	SP250-08** SP5650-08**
53.7020-15	7	6.8	1.5	20	55	0.2	1.8	8	
53.7020-20	7	6.8	2.0	20	55	0.2	1.8	8	
53.8025-10	8	7.8	1.0	25	60	0.1	2.0	8	SP.250-08** SP.5650-08**
53.8025-15	8	7.8	1.5	25	60	0.2	2.0	8	
53.8025-20	8	7.8	2.0	25	60	0.2	2.0	8	
53.10030-10	10	9.8	1.0	30	75	0.1	2.5	10	SP.250-10** SP.5650-10**
53.10030-15	10	9.8	1.5	30	75	0.2	2.5	10	
53.10030-20	10	9.8	2.0	30	75	0.2	2.5	10	
53.10030-30	10	9.8	3.0	30	75	0.2	2.5	10	
53.12035-10	12	11.8	1.0	35	80	0.1	2.5	12	SP250-12** SP5650-12**
53.12035-15	12	11.8	1.5	35	80	0.2	3.0	12	
53.12035-20	12	11.8	2.0	35	80	0.2	3.0	12	
53.12035-30	12	11.8	3.0	35	80	0.2	3.0	12	

内徑槽刀 Internal Groove

TW

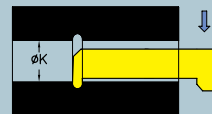
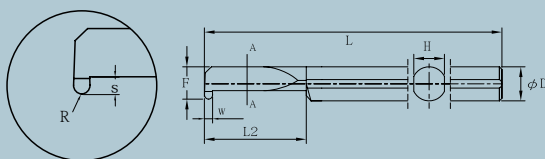


ATW 冷却式



型 號 EDP NO.	冷却式 型號 EDP NO.	ØK	F	W±0.03	L2	Lx	r/c	S	ØD	適用套筒 Applicable Sleeve
TW 53.4010-05	ATW 53.4010-05	4	3.8	0.5	10	12	0.05C	0.8	4	SP.380-04**
TW 53.4010-10	ATW 53.4010-10	4	3.8	1.0	10	12	0.1	0.8	4	
TW 53.4010-15	ATW 53.4010-15	4	3.8	1.5	10	12	0.2	0.8	4	
TW 53.4010-20	ATW 53.4010-20	4	3.8	2.0	10	12	0.2	0.8	4	
TW 53.5015-05	ATW 53.5015-05	5	4.8	0.5	15	17	0.05C	1.0	5	SP.380-05**
TW 53.5015-10	ATW 53.5015-10	5	4.8	1.0	15	17	0.1	1.0	5	
TW 53.5015-15	ATW 53.5015-15	5	4.8	1.5	15	17	0.2	1.0	5	
TW 53.5015-20	ATW 53.5015-20	5	4.8	2.0	15	17	0.2	1.0	5	
TW 53.6020-10	ATW 53.6020-10	6	5.8	1.0	20	18	0.1	1.5	6	SP.380-06**
TW 53.6020-15	ATW 53.6020-15	6	5.8	1.5	20	18	0.2	1.5	6	
TW 53.6020-20	ATW 53.6020-20	6	5.8	2.0	20	18	0.2	1.5	6	
TW 53.7020-10	ATW 53.7020-10	7	6.8	1.0	20	23	0.1	1.8	8	SP.380-08**
TW 53.7020-15	ATW 53.7020-15	7	6.8	1.5	20	23	0.2	1.8	8	
TW 53.7020-20	ATW 53.7020-20	7	6.8	2.0	20	23	0.2	1.8	8	
TW 53.8025-10	ATW 53.8025-10	8	7.8	1.0	25	28	0.1	2.0	8	SP.380-08**
TW 53.8025-15	ATW 53.8025-15	8	7.8	1.5	25	28	0.2	2.0	8	
TW 53.8025-20	ATW 53.8025-20	8	7.8	2.0	25	28	0.2	2.0	8	

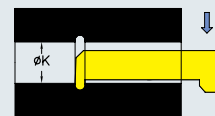
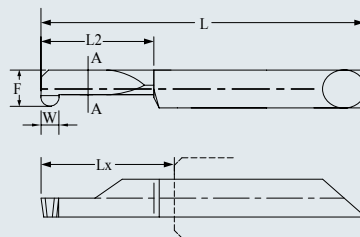
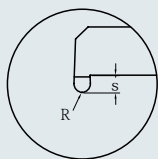

內徑圓槽刀 Internal Radius



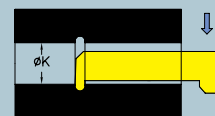
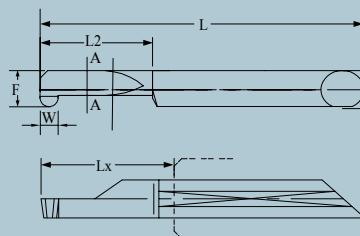
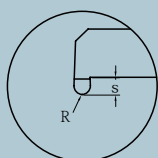
型號 EDP NO.	ØK	F	W±0.03	L2	L	r	S	ØD	適用套筒 Applicable Sleeve
B53.4010-050R	4	3.8	1.0	10	40	0.5	0.8	4	SP.250-04** SP.5650-04**
B53.4010-075R	4	3.8	1.5	10	40	0.75	0.8	4	
B53.4010-100R	4	3.8	2.0	10	40	1.0	1.0	4	
B53.5015-050R	5	4.8	1.0	15	45	0.5	1.0	6	SP.250-06** SP.5650-06**
B53.5015-075R	5	4.8	1.5	15	45	0.75	1.0	6	
B53.5015-100R	5	4.8	2.0	15	45	1.0	1.2	6	
B53.6020-050R	6	5.8	1.0	20	50	0.5	1.5	6	SP.250-06** SP.5650-06**
B53.6020-075R	6	5.8	1.5	20	50	0.75	1.5	6	
B53.6020-100R	6	5.8	2.0	20	50	1.0	1.5	6	
B53.8025-050R	8	7.8	1.0	25	62	0.5	2.0	8	SP.250-08** SP.5650-08**
B53.8025-075R	8	7.8	1.5	25	62	0.75	2.0	8	
B53.8025-100R	8	7.8	2.0	25	62	1.0	2.0	8	
B53.10030-050R	10	9.8	1.0	30	75	0.5	2.5	10	SP.250-10** SP.5650-10**
B53.10030-075R	10	9.8	1.5	30	75	0.75	2.5	10	
B53.10030-100R	10	9.8	2.0	30	75	1.0	2.5	10	
B53.10030-125R	10	9.8	2.5	30	75	1.25	2.5	10	
B53.10030-150R	10	9.8	3.0	30	75	2.0	2.5	10	
B53.12035-050R	12	11.8	1.0	35	80	0.5	2.5	12	SP.250-12** SP.5650-12**
B53.12035-075R	12	11.8	1.5	35	80	0.75	3.0	12	
B53.12035-100R	12	11.8	2.0	35	80	1.0	3.0	12	
B53.12035-125R	12	11.8	2.5	35	80	1.25	3.0	12	
B53.12035-150R	12	11.8	3.0	35	80	2.0	3.0	12	

内徑圓槽刀 Internal Radius

TW

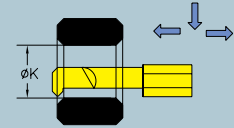
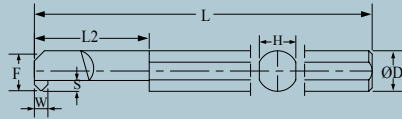
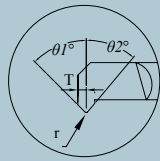



ATW 冷卻式



型號 EDP NO.	冷卻式 型號 EDP NO.	ØK	F	W±0.03	L2	Lx	r	S	ØD	適用套筒 Applicable Sleeve
TW B53.4010-050R	ATW B53.4010-050R	4	3.8	1.0	10	12	0.5	0.8	4	SP.380-04**
TW B53.4010-075R	ATW B53.4010-075R	4	3.8	1.5	10	12	0.75	0.8	4	
TW B53.4010-100R	ATW B53.4010-100R	4	3.8	2.0	10	12	1.0	1.0	4	
TW B53.5015-050R	ATW B53.5015-050R	5	4.8	1.0	15	17	0.5	1.0	5	SP.380-05**
TW B53.5015-075R	ATW B53.5015-075R	5	4.8	1.5	15	17	0.75	1.0	5	
TW B53.5015-100R	ATW B53.5015-100R	5	4.8	2.0	15	17	1.0	1.2	5	
TW B53.6020-050R	ATW B53.6020-050R	6	5.8	1.0	20	23	0.5	1.5	6	SP.380-06**
TW B53.6020-075R	ATW B53.6020-075R	6	5.8	1.5	20	23	0.75	1.5	6	
TW B53.6020-100R	ATW B53.6020-100R	6	5.8	2.0	20	23	1.0	1.5	6	
TW B53.7020-050R	ATW B53.7020-050R	7	6.8	1.0	20	23	0.5	1.8	8	SP.380-08**
TW B53.7020-075R	ATW B53.7020-075R	7	6.8	1.5	20	23	0.75	1.8	8	
TW B53.7020-100R	ATW B53.7020-100R	7	6.8	2.0	20	23	1.0	1.8	8	
TW B53.8025-050R	ATW B53.8025-050R	8	7.8	1.0	25	28	0.5	2.0	8	SP.380-08**
TW B53.8025-075R	ATW B53.8025-075R	8	7.8	1.5	25	28	0.75	2.0	8	
TW B53.8025-100R	ATW B53.8025-100R	8	7.8	2.0	25	28	1.0	2.0	8	

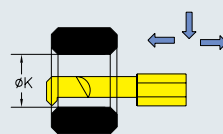
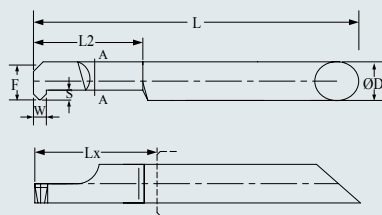
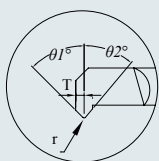
内徑倒角刀 Internal Chamfer



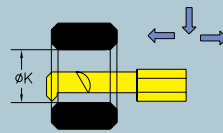
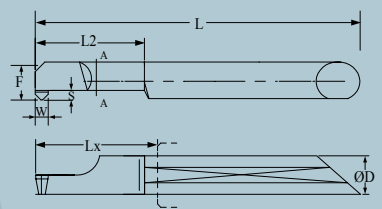
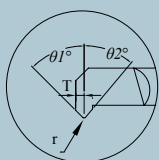

型號 EDP NO.	$\theta 1^\circ / \theta 2^\circ$	ϕK	F	T	W	L2	L	r	S	ϕD	適用套筒 Applicable Sleeve
57.4010-2002	45 / 40	4	3.8	1.0	2.0	10	40	0.2	1.0	4	SP.250-04** SP.5650-04**
57.4015-2002	45 / 40	4	3.8	1.0	2.0	15	45	0.2	1.0	4	
57.6015-2502	45 / 40	6	5.8	1.25	2.5	15	50	0.2	1.5	6	SP.250-06** SP.5650-06**
57.6025-2502	45 / 40	6	5.8	1.25	2.5	25	60	0.2	1.5	6	
57.8020-3002	45 / 40	8	7.8	1.5	3.0	20	60	0.2	2.0	8	SP.250-08** SP.5650-08**
57.8030-3002	45 / 40	8	7.8	1.5	3.0	30	70	0.2	2.0	8	
57.10025-3002	45 / 40	10	9.8	1.5	3.0	25	70	0.2	2.5	10	SP.250-10** SP.5650-10**
57.10040-3002	45 / 40	10	9.8	1.5	3.0	40	85	0.2	2.5	10	
57.4010S-2002	45 / 45	4	3.8	1.0	2.0	10	40	0.2	1.0	4	SP.250-04** SP.5650-04**
57.4015S-2002	45 / 45	4	3.8	1.0	2.0	15	45	0.2	1.0	4	
57.6015S-2502	45 / 45	6	5.8	1.25	2.5	15	50	0.2	1.5	6	SP.250-06** SP.5650-06**
57.6025S-2502	45 / 45	6	5.8	1.25	2.5	25	60	0.2	1.5	6	
57.8020S-3002	45 / 45	8	7.8	1.5	3.0	20	60	0.2	2.0	8	SP.250-08** SP.5650-08**
57.8030S-3002	45 / 45	8	7.8	1.5	3.0	30	70	0.2	2.0	8	
57.10025S-3002	45 / 45	10	9.8	1.5	3.0	25	70	0.2	2.5	10	SP.250-10** SP.5650-10**
57.10040S-3002	45 / 45	10	9.8	1.5	3.0	40	85	0.2	2.5	10	

内徑倒角刀 Internal Chamfer

TW

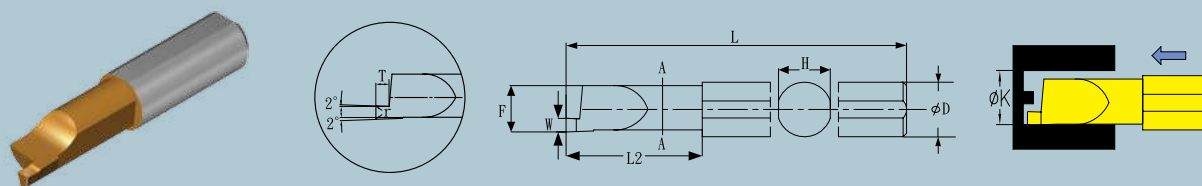


ATW 冷却式




型號 EDP NO.	冷却式 型號 EDP NO.	$\theta 1^\circ$ $\theta 2^\circ$	ϕK	F	t	W	L2	Lx	r	S	ϕD	適用套筒 Applicable Sleeve
TW 57.4010-2002	ATW 57.4010-2002	45/40	4	3.8	1.0	2.0	10	12	0.2	1.0	4	SP.380-04**
TW 57.4015-2002	ATW 57.4015-2002	45/40	4	3.8	1.0	2.0	15	17	0.2	1.0	4	
TW 57.6015-2502	ATW 57.6015-2502	45/40	6	5.8	1.25	2.5	15	18	0.2	1.5	6	SP.380-06**
TW 57.6025-2502	ATW 57.6025-2502	45/40	6	5.8	1.25	2.5	25	28	0.2	1.5	6	
TW 57.8020-3002	ATW 57.8020-3002	45/40	8	7.8	1.5	3.0	20	23	0.2	2.0	8	SP.380-08**
TW 57.8030-3002	ATW 57.8030-3002	45/40	8	7.8	1.5	3.0	30	33	0.2	2.0	8	
TW 57.4010S-2002	ATW 57.4010S-2002	45/45	4	3.8	1.0	2.0	10	12	0.2	1.0	4	SP.380-04**
TW 57.4015S-2002	ATW 57.4015S-2002	45/45	4	3.8	1.0	2.0	15	17	0.2	1.0	4	
TW 57.6015S-2502	ATW 57.6015S-2502	45/45	6	5.8	1.25	2.5	15	18	0.2	1.5	6	SP.380-06**
TW 57.6025S-2502	ATW 57.6025S-2502	45/45	6	5.8	1.25	2.5	25	28	0.2	1.5	6	
TW 57.8020S-3002	ATW 57.8020S-3002	45/45	8	7.8	1.5	3.0	20	23	0.2	2.0	8	SP.380-08**
TW 57.8030S-3002	ATW 57.8030S-3002	45/45	8	7.8	1.5	3.0	30	33	0.2	2.0	8	

平面槽刀 Internal Face Groove

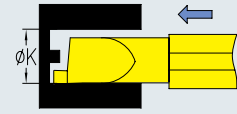
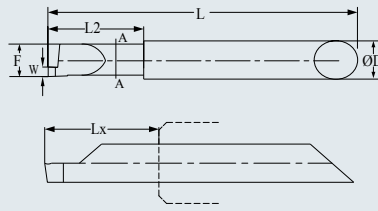
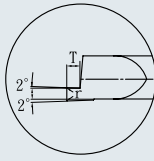


型號 EDP NO.	ØK	F	W±0.03	T	L2	L	r	ØD	適用套筒 Applicable Sleeve
73.6020-10	6	5.8	1.0	2.0	20	55	0.1	6	SP.250-06** SP.5650-06**
73.6020-15	6	5.8	1.5	2.0	20	55	0.1	6	
73.6020-20	6	5.8	2.0	3.0	20	55	0.2	6	
73.8025-10	8	7.8	1.0	2.0	25	65	0.1	8	SP.250-08** SP.5650-08**
73.8025-15	8	7.8	1.5	3.0	25	65	0.2	8	
73.8025-20	8	7.8	2.0	3.0	25	65	0.2	8	
73.8025-30	8	7.8	3.0	4.0	25	65	0.3	8	
73.10030-10	10	9.8	1.0	2.0	30	75	0.1	10	SP.250-10** SP.5650-10**
73.10030-15	10	9.8	1.5	3.0	30	75	0.2	10	
73.10030-20	10	9.8	2.0	4.0	30	75	0.2	10	
73.10030-30	10	9.8	3.0	5.0	30	75	0.3	10	
73.12035-10	12	11.7	1.0	2.0	35	80	0.1	12	SP.250-12** SP.5650-12**
73.12035-20	12	11.7	2.0	4.0	35	80	0.2	12	
73.12035-30	12	11.7	3.0	5.0	35	80	0.3	12	
73.16045-10	16	15.7	1.0	2.0	45	100	0.1	16	SP.250-16** SP.5650-16**
73.16045-20	16	15.7	2.0	4.0	45	100	0.2	16	
73.16045-30	16	15.7	3.0	5.0	45	100	0.3	16	
73.16045-40	16	15.7	4.0	6.0	45	100	0.3	16	

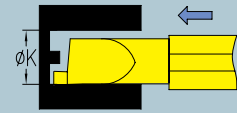
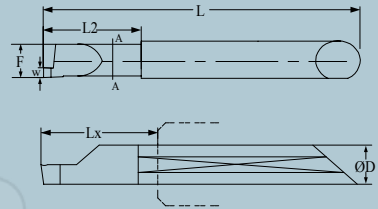
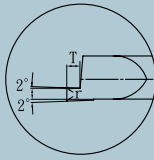



平面槽刀 Internal Face Groove

TW

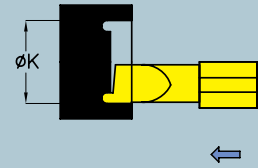
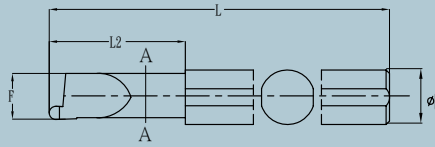
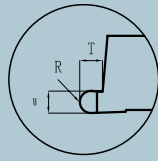



ATW 冷却式



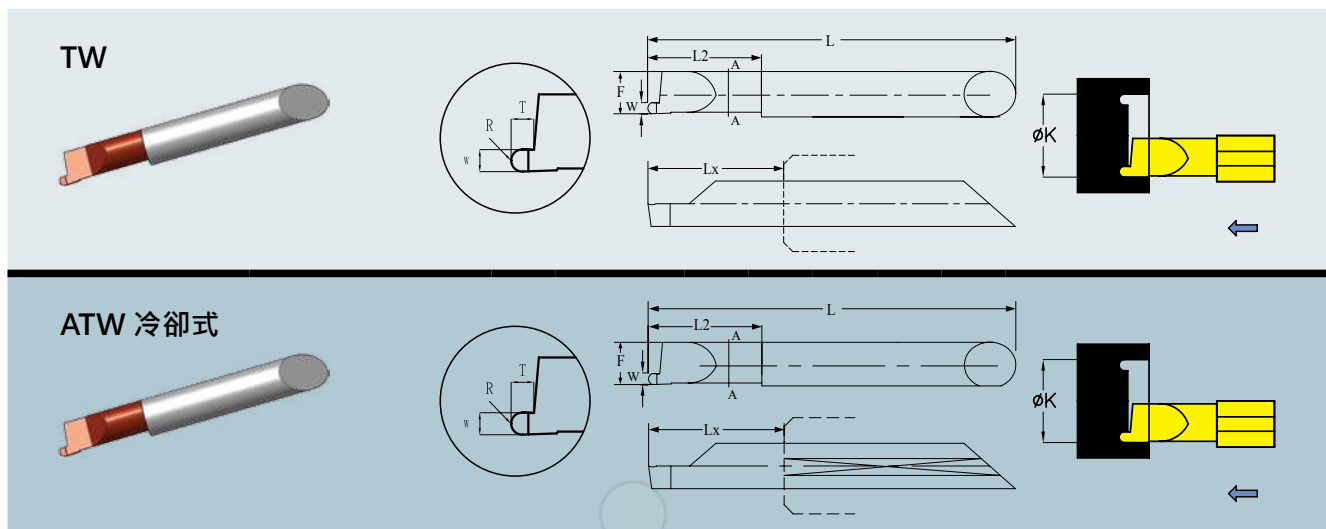
型號 EDP NO.	冷却式 型號 EDP NO.	ØK	F	W±0.03	T	L2	Lx	r	ØD	適用套筒 Applicable Sleeve
TW 73.4010-10	ATW 73.4010-10	4	3.8	1.0	2.0	10	12	0.1	4	SP.380-04**
TW 73.4010-15	ATW 73.4010-15	4	3.8	1.5	3.0	10	12	0.2	4	
TW 73.4010-20	ATW 73.4010-20	4	3.8	2.0	3.0	10	12	0.2	4	
TW 73.6020-10	ATW 73.6020-10	6	5.8	1.0	2.0	20	23	0.1	6	SP.380-06**
TW 73.6020-15	ATW 73.6020-15	6	5.8	1.5	3.0	20	23	0.2	6	
TW 73.6020-20	ATW 73.6020-20	6	5.8	2.0	3.0	20	23	0.2	6	
TW 73.8025-10	ATW 73.8025-10	8	7.8	1.0	2.0	25	28	0.1	8	SP.380-08**
TW 73.8025-15	ATW 73.8025-15	8	7.8	1.5	3.0	25	28	0.2	8	
TW 73.8025-20	ATW 73.8025-20	8	7.8	2.0	3.0	25	28	0.2	8	
TW 73.8025-25	ATW 73.8025-25	8	7.8	2.5	4.0	25	28	0.2	8	
TW 73.8025-30	ATW 73.8025-30	8	7.8	3.0	4.0	25	28	0.3	8	

右向端面圓槽刀 Right Hand End Face Radius



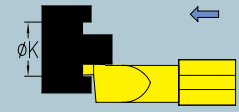
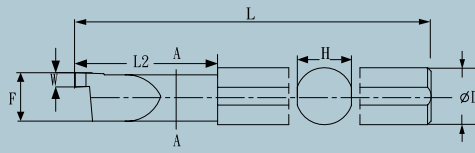
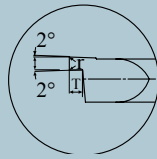

型號 EDP NO.	ØK	F	R±0.03	T	L2	L	r	ØD	H	適用套筒 Applicable Sleeve
B73.6020-050R	6	5.8	1.0	2.0	20	55	0.5	6	5.5	SP.250-06** SP.5650-06**
B73.6020-075R	6	5.8	1.5	2.0	20	55	0.75	6	5.5	
B73.6020-100R	6	5.8	2.0	3.0	20	55	1.0	6	5.5	
B73.8025-050R	8	7.8	1.0	2.0	25	65	0.5	8	7.3	SP.250-08** SP.5650-08**
B73.8025-075R	8	7.8	1.5	3.0	25	65	0.75	8	7.3	
B73.8025-100R	8	7.8	2.0	3.0	25	65	1.0	8	7.3	
B73.8025-125R	8	7.8	2.5	4.0	25	65	1.25	8	7.3	
B73.8025-150R	8	7.8	3.0	4.0	25	65	1.5	8	7.3	
B73.10030-050R	10	9.8	1.0	2.0	30	75	0.5	10	9.2	SP.250-10** SP.5650-10**
B73.10030-075R	10	9.8	1.5	3.0	30	75	0.75	10	9.2	
B73.10030-100R	10	9.8	2.0	3.0	30	75	1.0	10	9.2	
B73.10030-125R	10	9.8	2.5	4.0	30	75	1.25	10	9.2	
B73.10030-150R	10	9.8	3.0	4.0	30	75	1.5	10	9.2	
B73.12040-050R	12	11.7	1.0	2.0	40	85	0.5	12	11	SP.250-12** SP.5650-12**
B73.12040-075R	12	11.7	1.5	3.0	40	85	0.75	12	11	
B73.12040-100R	12	11.7	2.0	3.0	40	85	1.0	12	11	
B73.12040-125R	12	11.7	2.5	4.0	40	85	1.25	12	11	
B73.12040-150R	12	11.7	3.0	5.0	40	85	1.5	12	11	
B73.16045-050R	16	15.7	1.0	2.0	45	100	0.5	16	14.7	SP.250-16** SP.5650-16**
B73.16045-075R	16	15.7	1.5	3.0	45	100	0.75	16	14.7	
B73.16045-100R	16	15.7	2.0	3.0	45	100	1.0	16	14.7	
B73.16045-125R	16	15.7	2.5	4.0	45	100	1.25	16	14.7	
B73.16045-150R	16	15.7	3.0	5.0	45	100	1.5	16	14.7	
B73.16045-200R	16	15.7	4.0	6.0	45	100	2.0	16	14.7	

右向端面圓槽刀 Right Hand End Face Radius



型號 EDP NO.	冷卻式 型號 EDP NO.	ØK	F	R±0.03	T	L2	Lx	r	ØD	適用套筒 Applicable Sleeve
TW B73.4010-050R	ATW B73.4010-050R	4	3.8	1.0	2.0	10	12	0.5	4	SP.380-04**
TW B73.4010-075R	ATW B73.4010-075R	4	3.8	1.5	2.0	10	12	0.75	4	
TW B73.4010-100R	ATW B73.4010-100R	4	3.8	2.0	3.0	10	12	1.0	4	
TW B73.6020-050R	ATW B73.6020-050R	6	5.8	1.0	2.0	20	23	0.5	6	SP.380-06**
TW B73.6020-075R	ATW B73.6020-075R	6	5.8	1.5	3.0	20	23	0.75	6	
TW B73.6020-100R	ATW B73.6020-100R	6	5.8	2.0	3.0	20	23	1.0	6	
TW B73.8025-050R	ATW B73.8025-050R	8	7.8	1.0	2.0	25	28	0.5	8	SP.380-08**
TW B73.8025-075R	ATW B73.8025-075R	8	7.8	1.5	3.0	25	28	0.75	8	
TW B73.8025-100R	ATW B73.8025-100R	8	7.8	2.0	3.0	25	28	1.0	8	
TW B73.8025-125R	ATW B73.8025-125R	8	7.8	2.5	4.0	25	28	1.25	8	
TW B73.8025-150R	ATW B73.8025-150R	8	7.8	3.0	4.0	25	28	1.5	8	

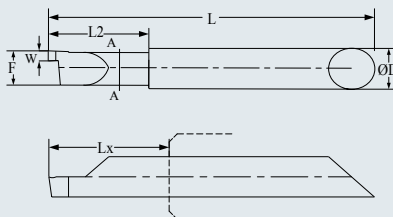
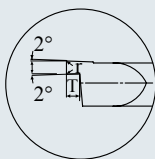
端面槽刀 End Face Groove



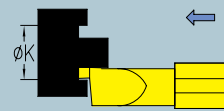
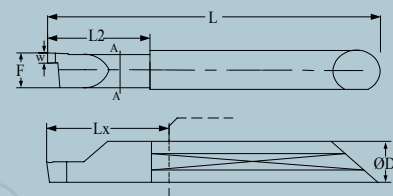
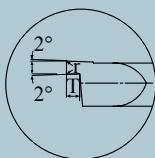
型號 EDP NO.	ØK	F	W±0.03	T	L2	L	r	ØD	適用套筒 Applicable Sleeve
74.6020-10	6	5.8	1.0	2.0	20	50	0.1	6	SP.250-06** SP.5650-06**
74.6020-15	6	5.8	1.5	2.0	20	50	0.2	6	
74.6020-20	6	5.8	2.0	3.0	20	50	0.2	6	
74.8025-10	8	7.8	1.0	2.0	25	65	0.1	8	SP.250-08** SP.5650-08**
74.8025-15	8	7.8	1.5	3.0	25	65	0.2	8	
74.8025-20	8	7.8	2.0	3.0	25	65	0.2	8	
74.8025-30	8	7.8	3.0	4.0	25	65	0.3	8	
74.10030-10	10	9.8	1.0	2.0	30	75	0.1	10	SP.250-10** SP.5650-10**
74.10030-15	10	9.8	1.5	3.0	30	75	0.2	10	
74.10030-20	10	9.8	2.0	3.0	30	75	0.2	10	
74.10030-30	10	9.8	3.0	4.0	30	75	0.3	10	
74.12035-10	12	11.7	1.0	2.0	35	80	0.1	12	SP.250-12** SP.5650-12**
74.12035-20	12	11.7	2.0	3.0	35	80	0.2	12	
74.12035-30	12	11.7	3.0	4.0	35	80	0.3	12	
74.16045-10	16	15.7	1.0	2.0	45	100	0.1	16	SP.250-16** SP.5650-16**
74.16045-20	16	15.7	2.0	3.0	45	100	0.2	16	
74.16045-30	16	15.7	3.0	5.0	45	100	0.3	16	
74.16045-40	16	15.7	4.0	6.0	45	100	0.3	16	

端面槽刀 End Face Groove

TW

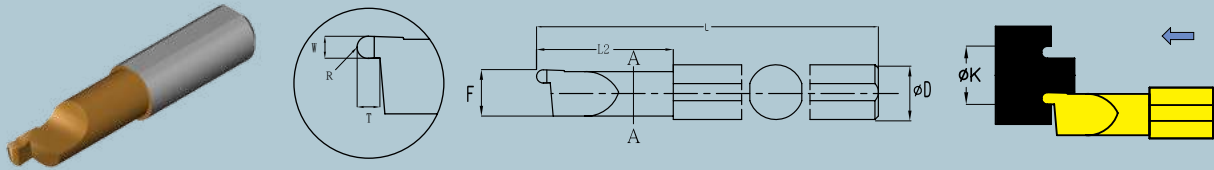


ATW 冷却式



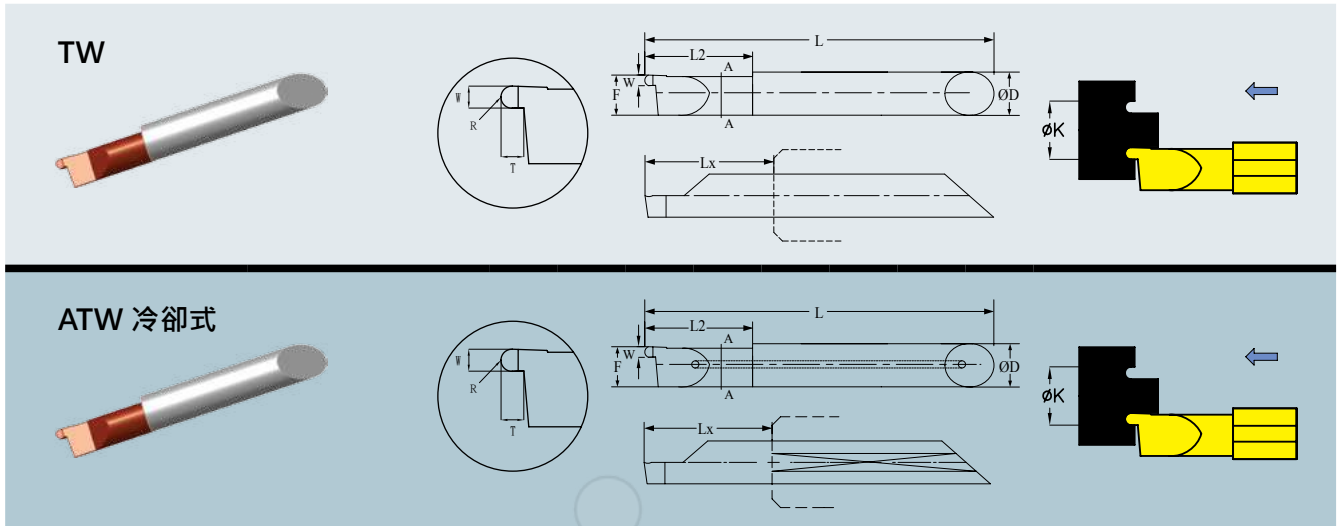
型號 EDP NO.	冷却式 型號 EDP NO.	ØK	F	W±0.03	T	L2	Lx	r	ØD	適用套筒 Applicable Sleeve
TW 74.4010-10	ATW 74.4010-10	4	3.8	1.0	2.0	10	12	0.1	4	SP.380-04**
TW 74.4010-15	ATW 74.4010-15	4	3.8	1.5	2.0	10	12	0.2	4	
TW 74.4010-20	ATW 74.4010-20	4	3.8	2.0	3.0	10	12	0.2	4	
TW 74.6020-10	ATW 74.6020-10	6	5.8	1.0	2.0	20	23	0.1	6	SP.380-06**
TW 74.6020-15	ATW 74.6020-15	6	5.8	1.5	3.0	20	23	0.2	6	
TW 74.6020-20	ATW 74.6020-20	6	5.8	2.0	3.0	20	23	0.2	6	
TW 74.8025-10	ATW 74.8025-10	8	7.8	1.0	2.0	25	28	0.1	8	SP.380-08**
TW 74.8025-15	ATW 74.8025-15	8	7.8	1.5	3.0	25	28	0.2	8	
TW 74.8025-20	ATW 74.8025-20	8	7.8	2.0	3.0	25	28	0.2	8	
TW 74.8025-25	ATW 74.8025-25	8	7.8	2.5	4.0	25	28	0.2	8	
TW 74.8025-30	ATW 74.8025-30	8	7.8	3.0	4.0	25	28	0.3	8	

左向端面圓槽刀 Left Hand End Face Radius



型號 EDP NO.	ØK	F	W _{±0.03}	T	L2	L	r	ØD	適用套筒 Applicable Sleeve
B74.6020-050R	6	5.8	1.0	2.0	20	55	0.5	6	SP.250-06** SP.5650-06**
B74.6020-075R	6	5.8	1.5	2.0	20	55	0.75	6	
B74.6020-100R	6	5.8	2.0	3.0	20	55	1.0	6	
B74.8025-050R	8	7.8	1.0	2.0	25	65	0.5	8	SP.250-08** SP.5650-08**
B74.8025-075R	8	7.8	1.5	3.0	25	65	0.75	8	
B74.8025-100R	8	7.8	2.0	3.0	25	65	1.0	8	
B74.8025-125R	8	7.8	2.5	4.0	25	65	1.25	8	
B74.8025-150R	8	7.8	3.0	4.0	25	65	1.5	8	
B74.10030-050R	10	9.8	1.0	2.0	30	75	0.5	10	SP.250-10** SP.5650-10**
B74.10030-075R	10	9.8	1.5	3.0	30	75	0.75	10	
B74.10030-100R	10	9.8	2.0	3.0	30	75	1.0	10	
B74.10030-125R	10	9.8	2.5	4.0	30	75	1.25	10	
B74.10030-150R	10	9.8	3.0	4.0	30	75	1.5	12	SP.250-12** SP.5650-12**
B74.12040-050R	12	11.7	1.0	2.0	40	85	0.5	12	
B74.12040-075R	12	11.7	1.5	3.0	40	85	0.75	12	
B74.12040-100R	12	11.7	2.0	3.0	40	85	1.0	12	
B74.12040-125R	12	11.7	2.5	4.0	40	85	1.25	12	
B74.12040-150R	12	11.7	3.0	5.0	40	85	1.5	12	
B74.16045-050R	16	15.7	1.0	2.0	45	100	0.5	16	SP.250-16** SP.5650-16**
B74.16045-075R	16	15.7	1.5	3.0	45	100	0.75	16	
B74.16045-100R	16	15.7	2.0	3.0	45	100	1.0	16	
B74.16045-125R	16	15.7	2.5	4.0	45	100	1.25	16	
B74.16045-150R	16	15.7	3.0	5.0	45	100	1.5	16	
B74.16045-200R	16	15.7	4.0	6.0	45	100	2.0	16	

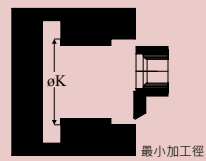
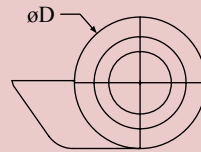
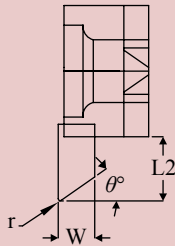
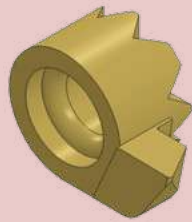
左向端面圓槽刀 Left Hand End Face Radius



型號 EDP NO.	型號 EDP NO.	ØK	F	W(±0.03)	T	L2	Lx	r	ØD	適用套筒 Applicable Sleeve
TW B74.4010-050R	ATW B74.4010-050R	4	3.8	1.0	2.0	10	12	0.5	4	SP.380-04**
TW B74.4010-075R	ATW B74.4010-075R	4	3.8	1.5	2.0	10	12	0.75	4	
TW B74.4010-100R	ATW B74.4010-100R	4	3.8	2.0	3.0	10	12	1.0	4	
TW B74.6020-050R	ATW B74.6020-050R	6	5.8	1.0	2.0	20	23	0.5	6	SP.380-06**
TW B74.6020-075R	ATW B74.6020-075R	6	5.8	1.5	3.0	20	23	0.75	6	
TW B74.6020-100R	ATW B74.6020-100R	6	5.8	2.0	3.0	20	23	1.0	6	
TW B74.8025-050R	ATW B74.8025-050R	8	7.8	1.0	2.0	25	28	0.5	8	SP.380-08**
TW B74.8025-075R	ATW B74.8025-075R	8	7.8	1.5	3.0	25	28	0.75	8	
TW B74.8025-100R	ATW B74.8025-100R	8	7.8	2.0	3.0	25	28	1.0	8	
TW B74.8025-125R	ATW B74.8025-125R	8	7.8	2.5	4.0	25	28	1.25	8	
TW B74.8025-150R	ATW B74.8025-150R	8	7.8	3.0	4.0	25	28	1.5	8	

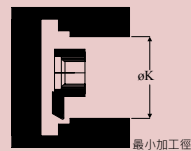
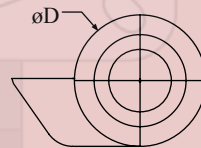
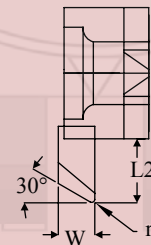
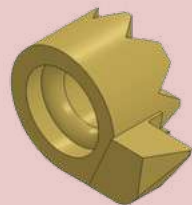


PFA 内徑搪孔刀 Internal Bore



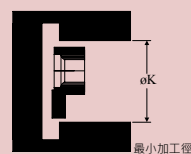
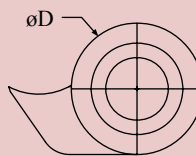
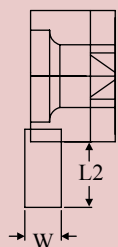
型號 EDP NO.	尺寸 Dimension (mm)						材質 Material		適用套筒 Applicable Sleeve
	W	ØK	θ°	L2	r	ØD	BM15	BM25	
PFA-0820-20005 MY	2.0	8.0	20	1.5	0.05	6			CS816R 2010-08
PFA-0820-2001 MY					0.1				
PFA-0820-2002 MY					0.2				
PFA-0820-30005 MY			30		0.05				
PFA-0820-3001 MY					0.1				
PFA-0820-3002 MY					0.2				
PFA-0820-50005 MY			50		0.05				
PFA-0820-5001 MY					0.1				
PFA-0820-5002 MY					0.2				
PFA-1020-20005 MY					2.0				
PFA-1020-2001 MY	0.1								
PFA-1020-2002 MY	0.2								
PFA-1020-30005 MY	30	0.05							
PFA-1020-3001 MY		0.1							
PFA-1020-3002 MY		0.2							
PFA-1020-50005 MY	50	0.05							
PFA-1020-5001 MY		0.1							
PFA-1020-5002 MY		0.2							

PFB 内徑後掃刀 Internal Back-Turn



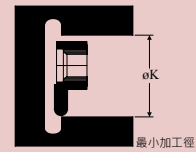
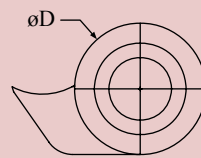
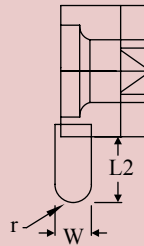
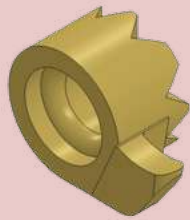
型號 EDP NO.	尺寸 Dimension (mm)					材質 Material		適用套筒 Applicable Sleeve
	W	ØK	L2	r	ØD	BM15	BM25	
PFB-0820-3001	2.0	8.0	1.5	0.1	6			CS816R 2010-08
PFB-0820-3002				0.2				
PFB-1020-3001	2.0	10.0	2.5	0.1	7			CS816R 3012-10
PFB-1020-3002				0.2				
PFB-1430-3001	3.0	14.0	4.0	0.1	9			CS816R 3512-14
PFB-1430-3002				0.2				

PFG 槽刀片 Internal Groove



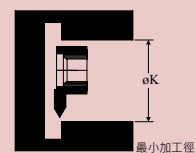
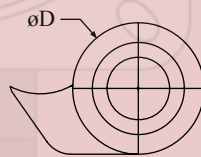
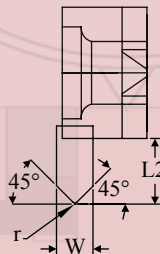
型號 EDP NO.	尺寸 Dimension (mm)					材質 Material		適用套筒 Applicable Sleeve		
	W	ØK	L2	r	ØD	BM15	BM25			
PFG-08050	0.50	8.0	1.2	0.05	6			CS816R 2010-08		
PFG-08060	0.60		1.5						0.1	
PFG-08070	0.70									
PFG-08075	0.75									
PFG-08080	0.80									
PFG-08085	0.85									
PFG-08095	0.95									
PFG-08100	1.00									
PFG-08110	1.10									
PFG-08125	1.25			1.8						0.2
PFG-08150	1.50									
PFG-08175	1.75									
PFG-08200	2.00									
PFG-10075	0.75			10.0						2.0
PFG-10095	0.95	2.8	0.2							
PFG-10100	1.00									
PFG-10125	1.25									
PFG-10150	1.50									
PFG-10200	2.00									
PFG-10250	2.50									
PFG-10300	3.00									
PFG-14075	0.75	14.0	2.0	0.1	9			CS816R 3512-14		
PFG-14095	0.95		4.3	0.2						
PFG-14100	1.00									
PFG-14125	1.25									
PFG-14150	1.50									
PFG-14200	2.00									
PFG-14250	2.50									
PFG-14300	3.00									

PFG 圓槽刀片 Internal Radius



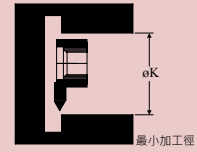
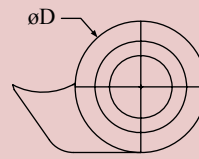
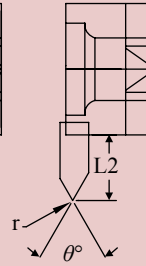
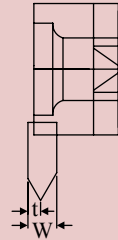
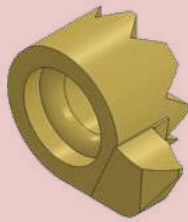
型號 EDP NO.	尺寸 Dimension (mm)					材質 Material		適用套筒 Applicable Sleeve
	W	ØK	L2	r	ØD	BM15	BM25	
PFG-08050 R	1.00	8.0	1.5	0.5	6			CS816R 2010-08
PFG-08075 R	1.50		1.8	0.75				
PFG-08100 R	2.00			1.0				
PFG-10050 R	1.00	10.0	2.0	0.5	7			CS816R 3012-10
PFG-10075 R	1.50			0.75				
PFG-10100 R	2.00		2.5	1.0				
PFG-10125 R	2.50			1.25				
PFG-10150 R	3.00			1.5				
PFG-14050 R	1.00	14.0	2.0	0.5	9			CS816R 3512-14
PFG-14075 R	1.50			0.75				
PFG-14100 R	2.00		4.3	1.0				
PFG-14125 R	2.50			1.25				
PFG-14150 R	3.00			1.5				

PFS 內徑倒角刀 Internal Chamfer



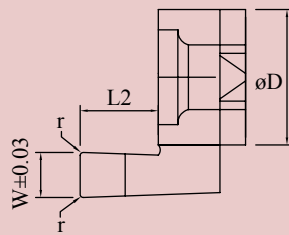
型號 EDP NO.	尺寸 Dimension (mm)					材質 Material		適用套筒 Applicable Sleeve
	W	ØK	L2	r	ØD	BM15	BM25	
PFS-0825-9002	2.5	8.0	1.5	0.2	6			CS816R 2010-08
PFS-1030-9002	3.0	10.0	2.5		7			CS816R 3012-10
PFS-1430-9002		14.0	4.0		9			CS816R 3512-14

PFT 螺紋刀片 Internal Thread



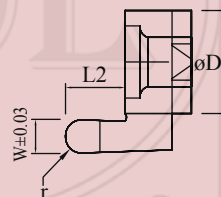
型號 EDP NO.	尺寸 Dimension (mm)							Pitch	TPI	BM15	BM25	適用套筒 Applicable Sleeve				
	W	ØK	θ°	L2	r	t	ØD									
PFT-0815-60003	1.5	8.0	60	1.5	0.03	0.5	6	P0.5~P1.25	48~24			CS816R 2010-08				
PFT-0815-60005					0.05	0.7										
PFT-0815-6001					1.0	0.9										
PFT-0820-6001	2.0				55			0.2	0.9					P1.0~P1.5	28~16	
PFT-0820-6002								P1.5~P3.0						14~8		
PFT-0820-5501														24~12		
PFT-0820-5502			14~8													
PFT-1015-60003	1.5	10.0	60	2.5	0.03	0.5	7	P0.5~P1.25	48~24			CS816R 3012-10				
PFT-1015-60005					0.05	0.7										
PFT-1015-6001					1.0	0.9										
PFT-1020-6001	2.0				55			0.2	0.9					P1.0~P1.5	28~16	
PFT-1020-6002								P1.5~P3.0						14~8		
PFT-1020-5501														24~12		
PFT-1020-5502			14~8													
PFT-1420-60005	2.00	14.0	60	4.0	0.05	0.7	9	P0.5~P1.25	48~24			CS816R 3512-14				
PFT-1420-6001					0.1	0.9										
PFT-1420-6002					0.2	0.9										
PFT-1430-6002	3.0				55			0.2	1.3					P1.0~P1.5	28~16	
PFT-1420-5501	2.0							0.1	0.9						P1.5~P3.0	14~8
PFT-1420-5502								0.2	0.9						24~12	
PFT-1430-5502	3.0			0.2	1.3			14~8								

PG 刀片 Internal Face Groove



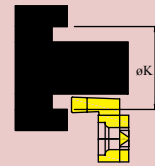
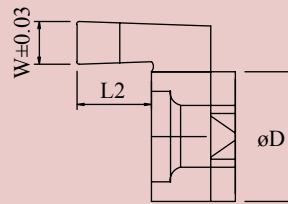
型號 EDP NO.	尺寸 Dimension (mm)					材質 Material		適用刀架 HOLDER
	W	ØK	L2	r	ØD	BM15	BM25	
PG73. 312-100-02	1.00	12.0	2.0	0.2	9			CS816R 2212-14 CS816R 3512-14
PG73. 312-125-02	1.25							
PG73. 312-150-02	1.50							
PG73. 312-175-02	1.75							
PG73. 312-200-02	2.00							
PG73. 312-250-02	2.50							
PG73. 312-300-02	3.00							
PG73. 513-200-02	2.00	13.0	5.0	0.2	9			CS816R 2212-14 CS816R 3512-14
PG73. 513-250-02	2.50							
PG73. 513-300-02	3.00							
PG73. 513-350-02	3.50							
PG73. 513-400-02	4.00							

PG 刀片 Internal Face Radius



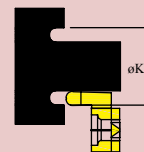
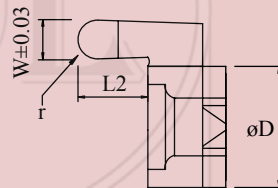
型號 EDP NO.	尺寸 Dimension (mm)					材質 Material		適用刀架 HOLDER
	W	ØK	L2	r	ØD	BM15	BM25	
PG73. 312-050 R	1.00	12.0	2.0	0.50	9			CS816R 2212-14 CS816R 3512-14
PG73. 312-075 R	1.50			0.75				
PG73. 312-100 R	2.00		3.0	1.00				
PG73. 312-125 R	2.50			1.25				
PG73. 312-150 R	3.00			1.50				
PG73. 513-100 R	2.00	13.0	5.0	1.00	9			CS816R 2212-14 CS816R 3512-14
PG73. 513-125 R	2.50			1.25				
PG73. 513-150 R	3.00			1.50				
PG73. 513-175 R	3.50			1.75				
PG73. 513-200 R	4.00			2.00				

PG 刀片 Internal Face Groove



型號 EDP NO.	尺寸 Dimension (mm)					材質 Material		適用刀架 HOLDER
	W	ØK	L2	r	ØD	BM15	BM25	
PG74. 312-100-02	1.00	12.0	2.0	0.2	9			CS816R 2212-14 CS816R 3512-14
PG74. 312-125-02	1.25							
PG74. 312-150-02	1.50							
PG74. 312-175-02	1.75							
PG74. 312-200-02	2.00							
PG74. 312-250-02	2.50							
PG74. 312-300-02	3.00	13.0	5.0	0.2	9			CS816R 2212-14 CS816R 3512-14
PG74. 513-200-02	2.00							
PG74. 513-250-02	2.50							
PG74. 513-300-02	3.00							
PG74. 513-350-02	3.50							
PG74. 513-400-02	4.00							

PG 刀片 Internal Face Radius



型號 EDP NO.	尺寸 Dimension (mm)					材質 Material		適用刀架 HOLDER
	W	ØK	L2	r	ØD	BM15	BM25	
PG74. 312-050 R	1.00	12.0	2.0	0.50	9			CS816R 2212-14 CS816R 3512-14
PG74. 312-075 R	1.50			0.75				
PG74. 312-100 R	2.00		3.0	1.00				
PG74. 312-125 R	2.50			1.25				
PG74. 312-150 R	3.00			1.50				
PG74. 513-100 R	2.00			13.0				
PG74. 513-125 R	2.50	1.25						
PG74. 513-150 R	3.00	1.50						
PG74. 513-175 R	3.50	1.75						
PG74. 513-200 R	4.00	2.00						

HIGR 刀片 Internal Face Groove

Fig1

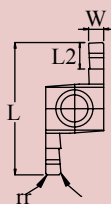

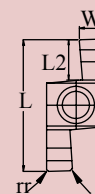


Fig2



型號 EDP NO.	尺寸 Dimension (mm)					圖示	BM25	適用刀架 Holder							
	W	ØK	L2	r	L										
HIGR-S 100	1.00	14	2.5	0.1	11.5	Fig2		CS826R-****-S1							
HIGR-S 110	1.10														
HIGR-S 125	1.25														
HIGR-S 145	1.45														
HIGR-S 150	1.50	14	2.5	0.2	11.5	Fig2		C826R-****-S2							
HIGR-S 175	1.75														
HIGR-S 200	2.00														
HIGR-S 225	2.25														
HIGR-S 250	2.50														
HIGR-S 280	2.80														
HIGR-S 300	3.00														
HIGR-S 330	3.30														
HIGR-S 350	3.50														
HIGR-M 100	1.00								20	2.5	0.1	16.5	Fig1		CS826R-****-M1
HIGR-M 110	1.10														
HIGR-M 125	1.25	3.0													
HIGR-M 145	1.45														
HIGR-M 150	1.50	20	3.0	0.2	16.5	Fig1		C826R-****-M2							
HIGR-M 175	1.75														
HIGR-M 185	1.85														
HIGR-M 200	2.00														
HIGR-M 225	2.25														
HIGR-M 250	2.50		3.5												
HIGR-M 280	2.80														
HIGR-M 300	3.00														
HIGR-M 330	3.30		4.5			Fig2									
HIGR-M 350	3.50														
HIGR-M 400	4.00														
HIGR-L 145	1.45	25		3.0	0.2		21.7	Fig1		CS826R-****-L1					
HIGR-L 150	1.50														
HIGR-L 175	1.75														
HIGR-L 185	1.85														
HIGR-L 200	2.00	25	4.5	0.2	21.7	Fig1		C826R-****-L2							
HIGR-L 225	2.25														
HIGR-L 250	2.50														
HIGR-L 280	2.80		5.5												
HIGR-L 300	3.00														
HIGR-L 330	3.30														
HIGR-L 350	3.50		6.5			0.3			Fig2						
HIGR-L 400	4.00														
HIGR-L 430	4.30														
HIGR-L 450	4.50														
HIGR-L 500	5.00														

HIGR 刀片 Internal Face Radius

Fig1

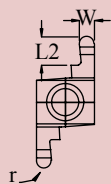
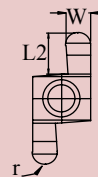

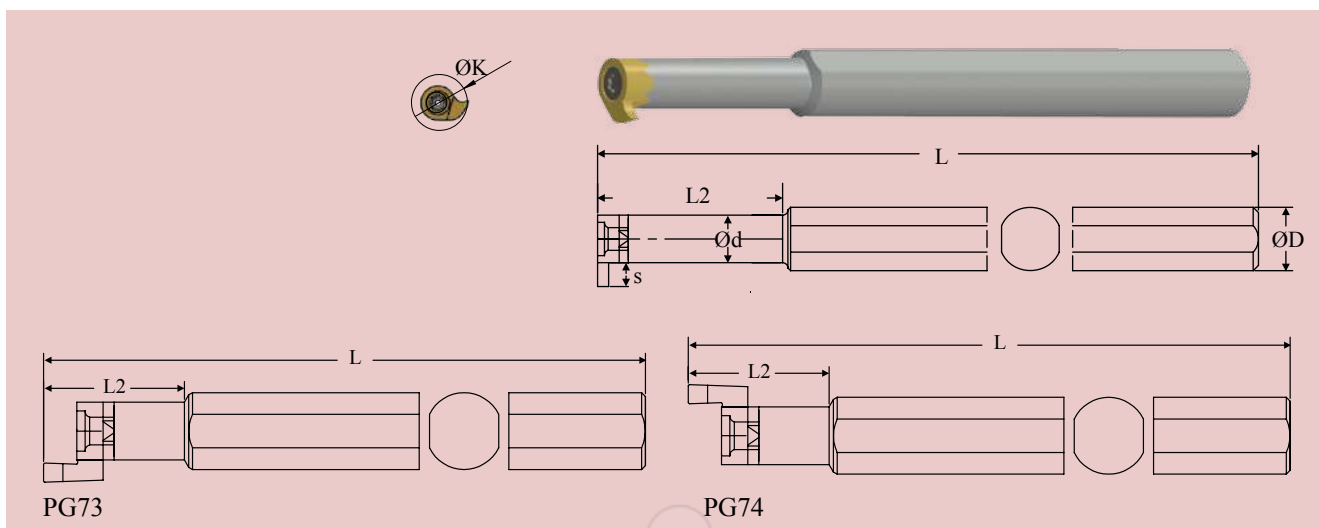


Fig2

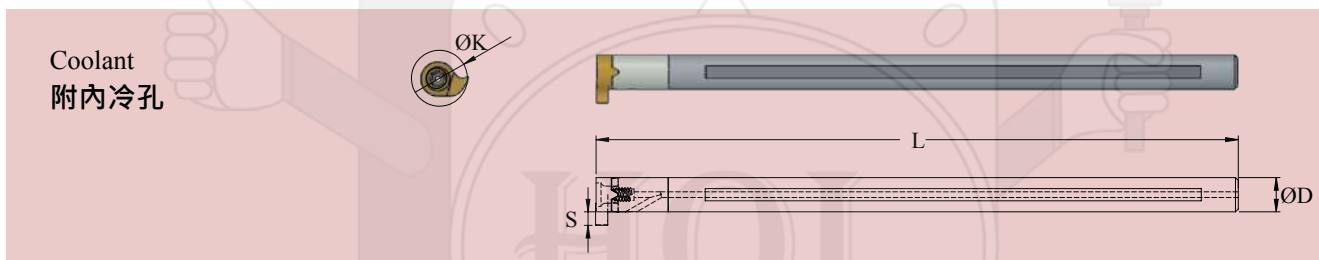


型號 EDP NO.	尺寸 Dimension (mm)					圖示	BM25	適用刀架 Holder	
	W	ØK	L2	r	L				
HIGR-S 050R	1.00	14	2.5	0.50	11.5	Fig2		CS826R-****-S1	
HIGR-S 075R	1.50	14	2.5	0.75	11.5	Fig2		C826R-****-S2	
HIGR-S 100R	2.00			1.00					
HIGR-S 125R	2.50			1.25					
HIGR-S 150R	3.00			1.50					
HIGR-S 175R	3.50			1.75					
HIGR-M 050R	1.00	20	2.5	0.50	16.5	Fig1		CS826R-****-M1	
HIGR-M 075R	1.50	20	4.5	0.75	16.5	Fig1		C826R-****-M2	
HIGR-M 100R	2.00			3.5		1.00			
HIGR-M 125R	2.50			1.25					
HIGR-M 150R	3.00			1.50					
HIGR-M 175R	3.50			1.75					
HIGR-M 200R	4.00			2.00					
HIGR-L 075R	1.50	25	3.0	0.75	21.7	Fig1		CS826R-****-L1	
HIGR-L 100R	2.00	25	5.5	1.00	21.7	Fig1		C826R-****-L2	
HIGR-L 125R	2.50			4.0					1.25
HIGR-L 150R	3.00			1.50					
HIGR-L 175R	3.50			1.75					
HIGR-L 200R	4.00			2.00					
HIGR-L 250R	5.00			6.5		2.50			Fig2

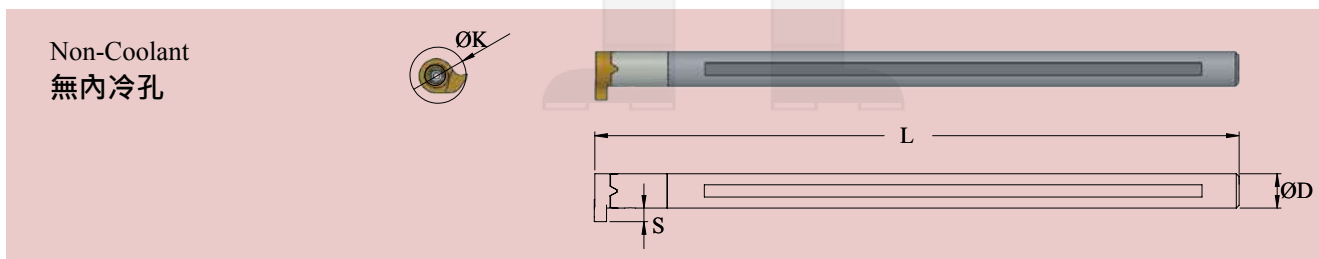
內徑刀桿 Holder For Internal Inserts



型號 EDP NO.	最小加工徑 ØK	Ød	L2	s	L	ØD
CS816R 1510-08	8	6	15	1.8	90	10
CS816R 2010-08	8	6	20	1.8	100	10
CS816R 1612-10	10	7	16	2.8	110	12
CS816R 3012-10	10	7	30	2.8	125	12
CS816R 2212-14	14	9	22	4.3	110	12
CS816R 3512-14	14	9	35	4.3	125	12

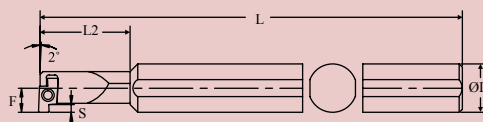


型號 EDP NO.	最小加工徑 ØK	Ød	L2	s	L	ØD
E 06J-CS816R 08	8	6	-	1.8	110	6
E 07J-CS816R 10	10	7	-	2.8	110	7
E 12K-CS816R 14	14	9	35	4.3	125	12

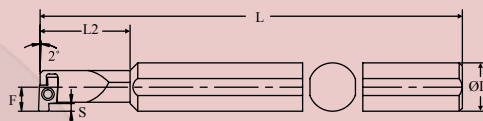


型號 EDP NO.	最小加工徑 ØK	Ød	L2	s	L	ØD
C 06J-CS816R 08	8	6	-	1.8	110	6
C 07J-CS816R 10	10	7	-	2.8	110	7
C 12K-CS816R 14	14	9	35	4.3	125	12

內徑刀桿 Holder For Internal Inserts



型號 EDP NO.	最小加工徑 ØK	ØD	L2	L	F	S	螺絲	板手	適用刀片
CS826R 1416-S1	14	16	30	150	9.2	2.5	WGS2503-5	T-8	HIGR-S***
CS826R 1416-S2	14	16	30	150	9.2	2.5			
CS826R 1616-S1	16	16	35	150	9.2	2.5			
CS826R 1616-S2	16	16	35	150	9.2	2.5			



型號 EDP NO.	最小加工徑 ØK	ØD	L2	L	F	S	螺絲	板手	適用刀片
CS826R 2020-M1	20	20	40	180	11.6	4.5	WGS3502-1	T-15	HIGR-M***
CS826R 2020-M2	20	20	40	180	11.6	4.5			
CS826R 2525-M1	25	25	45	200	14.1	4.5			
CS826R 2525-M2	25	25	45	200	14.1	4.5			

Fig1

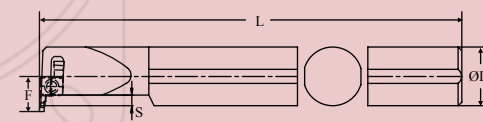

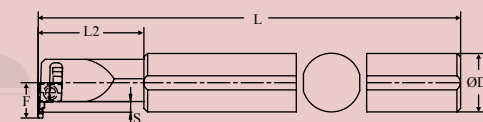
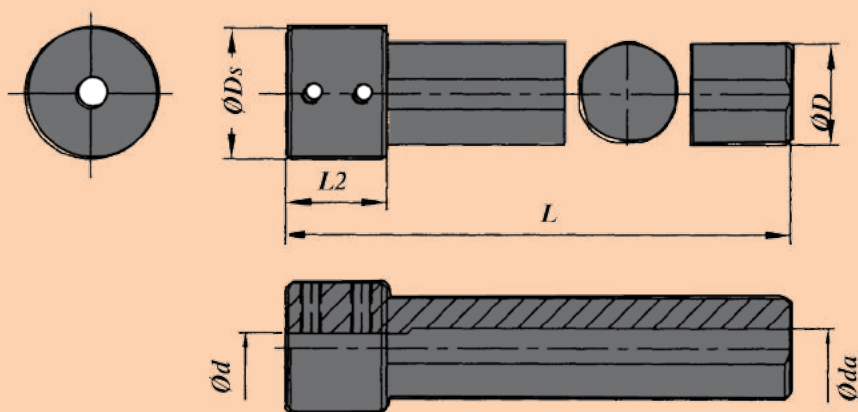


Fig2



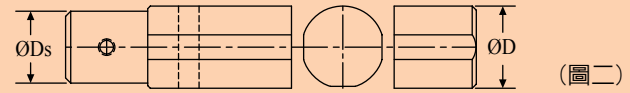
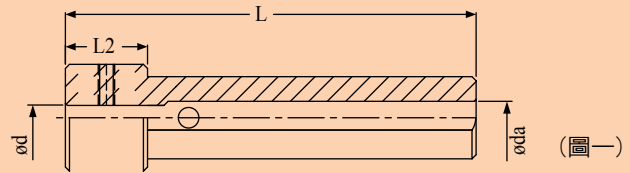
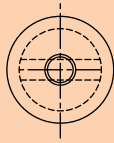
型號 EDP NO.	最小加工徑 ØK	ØD	L2	L	F	S	圖示	螺絲	板手	適用刀片
CS826R 2525-L1	25	25	45	200	15	6.5	Fig1	WGS4009-1	T-15	HIGR-L***
CS826R 2525-L2	25	25	45	200	15	6.5				
CS826R 3025-L1	30	25	-	200	15	6.5	Fig2			
CS826R 3025-L2	30	25	-	200	15	6.5				
CS826R 4032-L1	40	32	-	250	18.5	6.5				
CS826R 4032-L2	40	32	-	250	18.5	6.5				

套筒 Sleeve




品名型號 EDP NO.	Ød	ØD	L2	L	ØDs	Øda	螺絲	板手	適用刀具 Applicable Tools
SP250.0412	4.0	12	20	100	22	6.0	M4 *6	LT-2	XX.20.XXX XX.30.XXX XX.40.XXX
SP250.0416	4.0	16	20	100	22	6.0	M4 *8		
SP250.041905	4.0	19.05	20	100	25	6.0			
SP250.0420	4.0	20	20	100	26	6.0	M4 *12		
SP250.0422	4.0	22	20	100	28	6.0			
SP250.0423	4.0	23	20	100	28	6.0			
SP250.0425	4.0	25	20	100	30	6.0			
SP250.04254	4.0	25.4	20	100	30	6.0			
SP250.0612	6.0	12	20	100	22	7.0	M5 *6	LT-2.5	XX.50.XXX XX.60.XXX
SP250.0616	6.0	16	20	100	22	8.0	M5 *8		
SP250.061905	6.0	19.05	20	100	25	8.0			
SP250.0620	6.0	20	20	100	26	8.0	M5 *10		
SP250.0622	6.0	22	20	100	28	8.0			
SP250.0623	6.0	23	20	100	28	8.0			
SP250.0625	6.0	25	20	100	30	8.0			
SP250.06254	6.0	25.4	20	100	30	8.0			
SP250.0816	8.0	16	20	100	22	9.0	M5 *6	LT-2.5	XX.70.XXX XX.80.XXX
SP250.081905	8.0	19.05	20	100	26	9.0	M5 *6		
SP250.0820	8.0	20	20	100	26	9.0			
SP250.0822	8.0	22	20	100	28	9.0	M6 *10	LT-3	
SP250.0823	8.0	23	20	100	28	9.0			
SP250.0825	8.0	25	20	100	30	9.0			
SP250.08254	8.0	25.4	20	100	30	9.0			
SP250.101905	10.0	19.05	20	100	26	11.0	M6 *6	LT-3	XX.100.XXX
SP250.1020	10.0	20	20	100	26	11.0	M6 *6		
SP250.1022	10.0	22	20	100	28	11.0			
SP250.1023	10.0	23	20	100	28	11.0	M6 *8		
SP250.1025	10.0	25	20	100	30	11.0			
SP250.10254	10.0	25.4	20	100	30	11.0			
SP250.121905	12.0	19.05	20	100	26	13.0	M6 *6	LT-3	XX.120.XXX
SP250.1220	12.0	20	20	100	26	13.0	M6 *6		
SP250.1222	12.0	22	20	100	28	13.0			
SP250.1223	12.0	23	20	100	28	13.0	M6 *8		
SP250.1225	12.0	25	20	100	30	13.0			
SP250.12254	12.0	25.4	20	100	30	13.0			

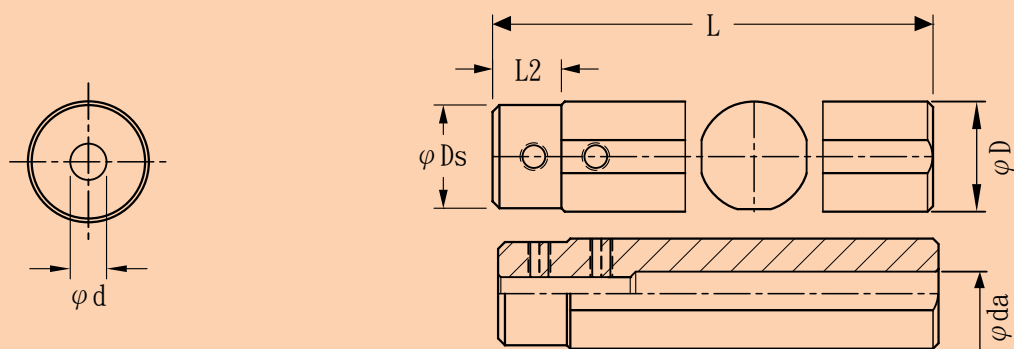
套筒 Sleeve



品名型號 EDP NO.	Ød	ØD	L2	L	ØDs	Øda	圖示	螺絲	板手	適用刀具 Applicable Tools
SP380.0412	4.0	12	10	80	19	6.0	圖一	M4 *6	LT-2	ATW / TW 27.30 27.40 29.30 29.40 37.40 47.20 47.30 47.40 45.20 45.30 45.40 51.40 53.40 73.40 74.40
SP380.0416	4.0	16	10	90	20	6.0				
SP380.041905	4.0	19.05	12	90	22	6.0				
SP380.0420	4.0	20	12	90	22	6.0				
SP380.0422	4.0	22	12	100	24	6.0				
SP380.0423	4.0	23	12	100	24	6.0				
SP380.0425	4.0	25	12	100	24	6.0	圖二			
SP380.04254	4.0	25.4	12	100	24	6.0				
SP380.0512	5.0	12	15	80	20	6.0	圖一	M4 *6	LT-2	ATW / TW 27.50 29.50 37.50 47.50 45.50 51.50 53.50
SP380.0516	5.0	16	15	90	20	6.0				
SP380.051905	5.0	19.05	15	90	22	6.0				
SP380.0520	5.0	20	15	90	22	6.0				
SP380.0522	5.0	22	15	100	24	6.0				
SP380.0523	5.0	23	15	100	24	6.0				
SP380.0525	5.0	25	15	100	24	6.0	圖二			
SP380.05254	5.0	25.4	15	100	24	6.0				
SP380.0612	6.0	12	15	80	20	7.0	圖一	M5 *6	LT-2.5	ATW / TW 27.60 29.60 37.60 47.60 45.60 51.60 53.60 73.60 74.60
SP380.0616	6.0	16	15	90	20	7.0				
SP380.061905	6.0	19.05	15	90	22	7.0				
SP380.0620	6.0	20	15	90	22	7.0				
SP380.0622	6.0	22	15	100	24	7.0				
SP380.0623	6.0	23	15	100	24	7.0				
SP380.0625	6.0	25	15	100	24	7.0	圖二			
SP380.06254	6.0	25.4	15	100	24	7.0				
SP380.0816	8.0	16	15	90	20	9.0	圖一	M6 *6	LT-3	ATW / TW 27.70 29.70 27.80 29.80 37.70 37.80 47.70 45.70 51.70 53.70 51.80 53.80 47.80 45.80 73.80 74.80
SP380.081905	8.0	19.05	15	90	22	9.0				
SP380.0820	8.0	20	15	90	22	9.0				
SP380.0822	8.0	22	15	100	24	9.0				
SP380.0823	8.0	23	15	100	24	9.0				
SP380.0825	8.0	25	15	100	24	9.0				
SP380.08254	8.0	25.4	15	100	24	9.0	圖二			



套筒 Sleeve



品名型號 EDP NO.	Ød	ØD	L2	L	ØDs	Øda	螺絲	板手	適用刀具 Applicable Tools
SP5650.0416	4.0	16	10	75	15	6.0	M4 *5	LT-2	XX.20.XXX XX.30.XXX XX.40.XXX
SP5650.0417	4.0	17	10	75	15	6.0	M4 *6		
SP5650.041905	4.0	19.05	10	75	18	6.0			
SP5650.0420	4.0	20	10	75	18	6.0	M4 *8		
SP5650.0420-L100	4.0	20	10	100	18	6.0			
SP5650.0422	4.0	22	10	75	20	6.0			
SP5650.0423	4.0	23	10	75	21	6.0			
SP5650.0423-L100	4.0	23	12	100	21	6.0			
SP5650.0425	4.0	25	12	75	22	6.0			
SP5650.04254	4.0	25.4	12	75	22	6.0	M4 *5		
SP5650.0616	6.0	16	10	75	15	7.0	M4 *5	LT-2	
SP5650.0617	6.0	17	10	75	15	7.0			
SP5650.061905	6.0	19.05	10	75	18	7.0	M5 *5	LT-2.5	
SP5650.0620	6.0	20	10	75	18	7.0			
SP5650.0620-L100	6.0	20	10	100	18	7.0	M5 *6		
SP5650.0622	6.0	22	10	75	20	7.0			
SP5650.0623	6.0	23	10	75	21	7.0			
SP5650.0623-L100	6.0	23	15	100	21	7.0			
SP5650.0625	6.0	25	15	75	22	7.0			
SP5650.06254	6.0	25.4	15	75	22	7.0			
SP5650.0816	8.0	16	10	75	20	9.0	M5 *6	LT-2.5	XX.70.XXX XX.80.XXX
SP5650.0817	8.0	17	10	75	20	9.0			
SP5650.081905	8.0	19.05	10	75	22	9.0			
SP5650.0820	8.0	20	10	75	22	9.0	M6 *6	LT-3	
SP5650.0822	8.0	22	10	75	22	9.0			
SP5650.0823	8.0	23	10	75	22	9.0			
SP5650.0823-L100	8.0	23	15	100	22	9.0			
SP5650.0825	8.0	25	15	75	22	9.0			
SP5650.08254	8.0	25.4	15	75	22	9.0			
SP5650.101905	10.0	19.05	15	75	20	11.0	M6 *6	LT-3	
SP5650.1020	10.0	20	15	75	20	11.0			
SP5650.1022	10.0	22	15	75	20	11.0			
SP5650.1023	10.0	23	15	75	24	11.0			
SP5650.1023-L100	10.0	23	15	100	24	11.0			
SP5650.1025	10.0	25	15	75	24	11.0			
SP5650.10254	10.0	25.4	15	75	24	11.0			

全鎢鋼金屬圓鋸片

CARBIDE SLITTING SAWBLADE

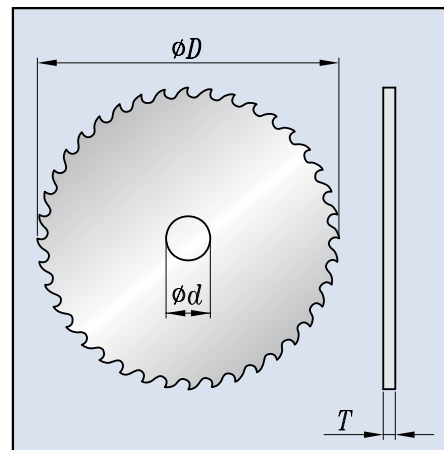


超微粒子超硬材質

MICRO GRAIN CARBIDE MATERIAL

全系列高效能鋸片

A Wide Range of Quality Sawblades



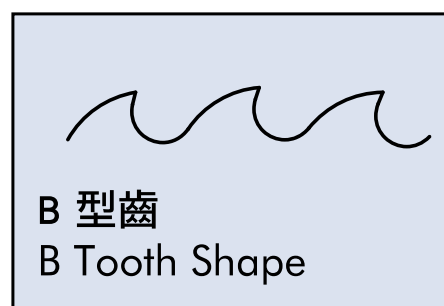
適用於合金鋼，鐵材，主要用來剖溝
壽命較長，減少摩擦力，適合較硬材質。

For processing trench
Strength- Life-span is relatively long, reducing drag. It is used for all type of steel and alloys.



適用於切銅，鋁合金，主要用來剖溝
壽命比A型齒短，可做一次性切斷，產生的毛邊較少

For processing trench
A+A tooth shape is used for processing work piece at once and reduce burrs on the parts. It is suitable for cooper and aluminum.



適用於鐵管加工剖溝如膨脹螺絲類，也可以用來切實心棒材及鐵管

For cutting processing ,B tooth shape is suitable for cutting solid bar, square tube and expansion anchor processing .

全鎢鋼金屬圓鋸片(適用溝槽加工)
CARBIDE SLITTING SAWBLADE
 (Applicable for slot machining)

外徑(D)/Outside Dia (D)	20	25	35	40	45	50	60	75	85	100	125
孔徑(d)/Hole Dia (d)	6	6	8	8	12.7	12.7	12.7	25.4	25.4	25.4	25.4
厚度(T)/Thickness (T)	Z齒數 / Teeth Number (Z)										
0.30	30	30	40	40	40						
0.40	30	30	40	40	40						
0.50	30	30	40	40	40	54	64				
0.60	30	30	40	40	40	54	64	64	64	72	72
0.70	30	30	40	40	40	54	64	64	64	72	72
0.80	30	30	40	40	40	54	64	64	64	72	72
0.90	30	30	40	40	40	54	64	64	64	72	72
1.00	30	30	40	40	40	54	64	64	64	72	72
1.20	30	30	40	40	40	54	64	64	64	72	72
1.40	30	30	40	40	40	54	64	64	64	72	72
1.60	30	30	40	40	40	54	64	64	64	72	72
1.80	30	30	40	40	40	54	64	64	64	72	72
2.00	30	30	40	40	40	54	64	64	64	72	72
2.50	特殊規格外徑、孔徑、齒數、齒型、厚度可接受訂製。 Custom outside diameter, hole diameter, teeth number, tooth shape, and blade thickness are available upon request.										
3.00											
3.50											
4.00											

全鎢鋼圓鋸片(適用CNC自動車床)
CARBIDE SLITTING SAWBLADE
 (Applicable for CNC automatic lathe)

外徑(D)/Outside Dia (D)	20	25	35	40	45	50	60	75	85	100	125
孔徑(d)/Hole Dia (d)	6	6	8	8	12.7	12.7	12.7	25.4	25.4	25.4	25.4
厚度(T)/Thickness (T)	Z齒數 / Teeth Number (Z)										
0.30	50	50	72	72	80						
0.40	50	50	72	72	80						
0.50	50	50	72	72	80	80	90				
0.60	50	50	72	72	80	80	90	120	120	120	120
0.70	50	50	72	72	80	80	90	120	120	120	120
0.80	50	50	72	72	80	80	90	120	120	120	120
0.90	50	50	72	72	80	80	90	120	120	120	120
1.00	50	50	72	72	80	80	90	120	120	120	120
1.20	50	50	72	72	80	80	90	120	120	120	120
1.40	50	50	72	72	80	80	90	120	120	120	120
1.60	50	50	72	72	80	80	90	120	120	120	120
1.80	50	50	72	72	80	80	90	120	120	120	120
2.00	50	50	72	72	80	80	90	120	120	120	120
2.50	特殊規格外徑、孔徑、齒數、齒型、厚度可接受訂製。 Custom outside diameter, hole diameter, teeth number, tooth shape, and blade thickness are available upon request.										
3.00											
3.50											
4.00											

備註：孔徑英制、美制規格可接受訂購。 NOTE: Hole diameter in metric or inch size may be specified.

全鎢鋼鋸片溝槽型加工參考指數 / RECOMMENDED SLOT MACHINING DATA CARBIDE SLITTING SAWBLADE

工件材質 Workpiece Mat'l	碳鋼 / Carbon Steel		特殊鋼 / Special Steel		鋁合金 / Aluminum Alloy		銅合金 / Copper Alloy		鑄鐵 / Cast Iron	
	HRC30下 / Under HRC30		HRC30 ~ 40		2024AC8A		C2600B.BC		FC15.25	
切削速度 / Cutting Rate	60 m/min		45 m/min		150 m/min		2000 m/min		60 m/min	
外徑(D)/Outside Dia (D)	轉速 / Speed RPM	進給 / Feed mm/min	轉速 / Speed RPM	進給 / Feed mm/min	轉速 / Speed RPM	進給 / Feed mm/min	轉速 / Speed RPM	進給 / Feed mm/min	轉速 / Speed RPM	進給 / Feed mm/min
20	900	450	710	350	2300	1150	3100	1550	900	450
25	760	380	570	285	1910	955	2500	1250	760	380
35	540	360	400	266	1360	906	1800	1200	540	360
40	470	310	350	233	1190	793	1590	1060	470	310
50	380	340	280	252	950	855	1250	1125	380	340
60	310	330	230	245	795	840	1060	1130	310	330
75	250	260	190	202	630	670	840	890	250	260
85	220	230	160	170	560	597	740	780	220	230
100	190	220	140	160	470	540	630	730	190	220
125	150	210	110	150	380	540	500	710	150	210

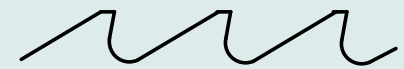
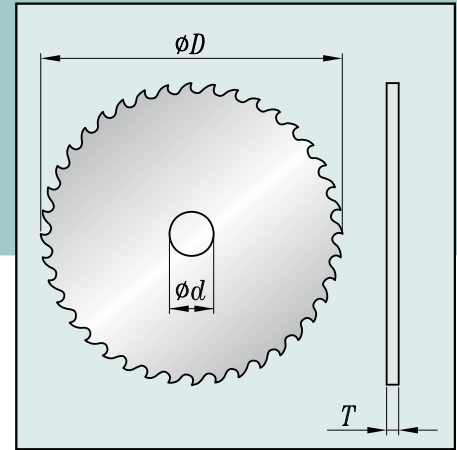
全鎢鋼鋸片CNC自動車床型加工參考指數
RECOMMENDED MACHINING DATA OF CNC AUTOMATIC LATHE FOR CARBIDE SLITTING SAWBLADE

外徑(D)/Outside Dia (D)	轉速 / Speed RPM	進給 / Feed mm/min	轉速 / Speed RPM	進給 / Feed mm/min	轉速 / Speed RPM	進給 / Feed mm/min	轉速 / Speed RPM	進給 / Feed mm/min	轉速 / Speed RPM	進給 / Feed mm/min
20	900	810	710	630	2300	2050	3100	2700	900	810
25	760	680	570	510	1910	1700	2500	2250	760	680
35	540	680	400	500	1360	1700	1800	2250	540	680
40	470	620	350	460	1190	1580	1590	2100	470	620
50	380	630	280	460	950	1550	1250	2050	380	630
60	310	620	230	460	795	1590	1060	2100	310	620
75	250	625	190	475	630	1575	840	2100	250	625
85	220	580	160	420	560	1490	740	1950	220	580
100	190	570	140	420	470	1410	630	1850	190	570
125	150	500	110	360	380	1260	500	1660	150	500

• Specifications and design characteristics are subject to change without prior notice.
 由於本公司不斷研究改良，上述規格及設計特性若有變更，恕不另行通知。

HSS 小徑槽鋸片

HSS SLITTING SAWBLADE



A 型齒
A Tooth Shape

適用於合金鋼，鐵材，主要用來剖溝
壽命較長，減少摩擦力，適合較硬材質。
For processing trench
Strength- Life-span is relatively long, reducing drag. It is used for all type of steel and alloys.



A+A 型齒
A+A Tooth Shape

適用於切銅，鋁合金，主要用來剖溝
壽命比A型齒短，可做一次性切斷，產生的毛邊較少

For processing trench
A+A tooth shape is used for processing work piece at once and reduce burrs on the parts. It is suitable for cooper and aluminum.



B 型齒
B Tooth Shape

適用於鐵管加工剖溝如膨脹螺絲類，也可以用來切實心棒材及鐵管

For cutting processing ,B tooth shape is suitable for cutting solid bar, square tube and expansion anchor processing .

HSS 小徑溝槽圓鋸片 HSS SLITTING SAWBLADE

外徑(D)/Outside Dia (D)	45	50	75	100	125	150
孔徑(d)/Hole Dia (d)	12.7	12.7	25.4	25.4	25.4	25.4
厚度(T)/Thickness (T)	齒數(Z) / Teeth Number (Z)					
0.40	54	54				
0.50	54	54	64	72	86	
0.60	54	54	64	72	86	
0.70	54	54	64	72	86	100
0.80	54	54	64	72	86	100
0.90	54	54	64	72	86	100
1.00	54	54	64	72	86	100
1.10	54	54	64	72	86	100
1.20	54	54	64	72	86	100
1.30	54	54	64	72	86	100
1.40	54	54	64	72	86	100
1.50	54	54	64	72	86	100
1.60	54	54	64	72	86	100
1.70	54	54	64	72	86	100
1.80	54	54	64	72	86	100
1.90	54	54	64	72	86	100
2.00	54	54	64	72	86	100
2.10	54	54	64	72	86	100
2.20	54	54	64	72	86	100
2.30	54	54	64	72	86	100
2.40	54	54	64	72	86	100
2.50	54	54	54	54	56	72
2.60	54	54	54	54	56	72
2.70	54	54	54	54	56	72
3.00	54	54	54	54	56	72
3.50	54	54	54	54	56	72
4.00	54	54	54	54	56	72

備註：孔徑英制、美制規格可接受訂購。

NOTE: Hole diameter in metric or inch size may be specified.

HSS 小徑槽鋸片加工參考指數 / RECOMMENDED MACHINING DATA FOR SMALL DIAMETER HSS SLITTING SAWBLADE

工件材質 Workpiece Mat'l	鑄造 碳鋼 / Casting Carbon Steel		特殊鋼 / Special Steel 工具鋼 / Tool Steel 不鏽鋼 / Stainless Steel		可鍛鑄鐵 / Forging Cast Iron 可鍛鑄銅 / Forging Cast Copper		銅合金 / Copper Alloy		鋁合金 / Aluminum Alloy	
	轉速 / Speed RPM	進給 / Feed mm/min	轉速 / Speed RPM	進給 / Feed mm/min	轉速 / Speed RPM	進給 / Feed mm/min	轉速 / Speed RPM	進給 / Feed mm/min	轉速 / Speed RPM	進給 / Feed mm/min
切削速度 / Cutting Rate	27 ~ 35 m/min		17 ~ 25 m/min		20 ~ 25 m/min		50 ~ 115 m/min		120 ~ 240 m/min	
外徑(D)/Outside Dia.(D)	212	270 ~ 400	141	180 ~ 260	141	180 ~ 260	425	540 ~ 720	851	100 ~ 1300
45	212	270 ~ 400	141	180 ~ 260	141	180 ~ 260	425	540 ~ 720	851	100 ~ 1300
50	191	244 ~ 310	127	162 ~ 180	127	162 ~ 180	382	488 ~ 560	764	977 ~ 110
75	127	162 ~ 185	85	108 ~ 125	85	108 ~ 125	255	326 ~ 460	510	652 ~ 750
100	95	136 ~ 150	63	90 ~ 110	63	90 ~ 110	191	275 ~ 350	382	550 ~ 670
125	76	130 ~ 145	51	87 ~ 105	51	87 ~ 105	153	263 ~ 310	306	526 ~ 650
150	63	126 ~ 135	42	84 ~ 96	42	84 ~ 96	127	254 ~ 290	254	508 ~ 580

• Specifications and design characteristics are subject to change without prior notice.

由於本公司不斷研究改良，上述規格及設計特性若有變更，恕不另行通知。

T 型銑刀系列 T-SLOT MILLING CUTTERS

捨棄式鎢鋼T型銑刀 INDEXABLE INSERT CARBIDE MILLING CUTTER




斜刃(A)
BEVEL EDGE

直刃(B)
STRAIGHT

千鳥刃(C)
STAGGERED

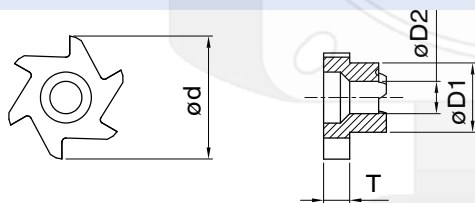
刀桿規格 DIMENSION OF TOOL ARBOR

單位 Unit : mm



型號 EDP No.	直徑 (D)	(L1)	全長(L) Overall Length(L)	直徑 (D1)	適用刀片
CS836-1208L100	12	12	100	8	TMCG-12 TMCG-14
CS836-1209L100	12	15	100	9	TMCG-16 TMCG-22
CS836-1610L100	16	20	100	10	TMCG-24 TMCG-25

刀片規格 DIMENSION OF SAWBLADE



直刃(A) 斜刃(B) 千鳥刃(C)

單位 Unit : mm

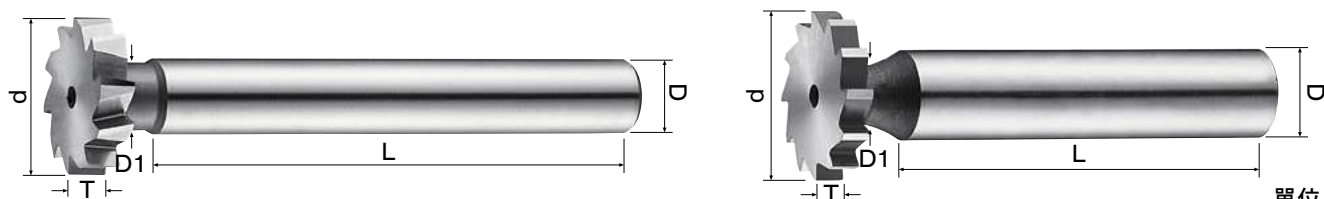
型號 EDP No.	刃徑(d) Outsid dia(d)	厚度(T) Thickness(T)	直徑 (D1)	螺絲直徑 (D2) Screw diameter	齒數(Z) Teeth Numbers		
					直刃(A)	斜刃(B)	千鳥刃(C)
TMCG-12	12	0.8, 1.0, 1.3, 1.5, 1.8, 2.0, 2.5, 3.0, 3.5, 4.0	8	M3.5	6	6	6
TMCG-14	14	0.8, 1.0, 1.3, 1.5, 1.8, 2.0, 2.5, 3.0, 3.5, 4.0	8	M3.5	6	6	6
TMCG-16	16	1.0, 1.3, 1.5, 1.8, 2.0, 2.5, 3.0, 3.5, 4.0	9	M4.0	8	8	8
TMCG-18	18	1.0, 1.3, 1.5, 1.8, 2.0, 2.5, 3.0, 3.5, 4.0	9	M4.0	8	8	8
TMCG-20	20	1.3, 1.5, 1.8, 2.0, 2.5, 3.0, 3.5, 4.0, 4.5, 5.0	9	M4.0	10	10	10
TMCG-22	22	1.3, 1.5, 1.8, 2.0, 2.5, 3.0, 3.5, 4.0, 4.5, 5.0	9	M4.0	10	10	10
TMCG-24	24	1.3, 1.5, 1.8, 2.0, 2.5, 3.0, 3.5, 4.0, 4.5, 5.0, 5.5, 6.0	10	M5.0	12	12	12
TMCG-25	25	1.3, 1.5, 1.8, 2.0, 2.5, 3.0, 3.5, 4.0, 4.5, 5.0, 5.5, 6.0	10	M5.0	12	12	12

例訂購 16刃徑2.0斜刃TMCG16-2.0B

T 型銑刀系列 T-SLOT MILLING CUTTERS

千鳥刃 & 直刃 STAGGERED & STRAIGHT T-SLOT MILLING CUTTER

材質 Materials : HSS-59, SKH-59

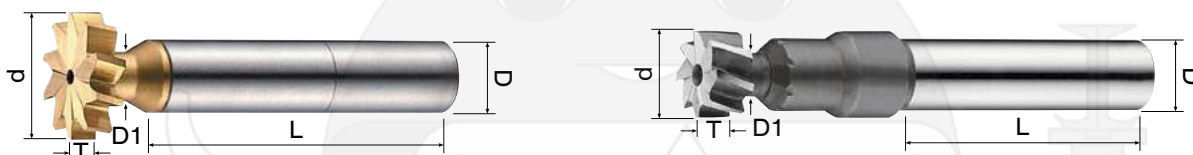


單位 Unit : mm

外徑(d) Outsid dia(d)	厚度(T) Thickness(T)	齒數(Z) Teeth Numbers		刀桿(D) Arbor(D)	直徑 (D1)	全長(L) Overall Length(L)
		平面刃	千鳥刃			
16	1.0, 1.3, 1.5, 1.8, 2.0, 2.5, 3.0, 3.5	8	6	10	6	70
20	1.0, 1.3, 1.5, 1.8, 2.0, 2.5, 3.0, 3.5	10	8	12	8	70
25	1.0, 1.3, 1.5, 1.8, 2.0, 2.5, 3.0, 3.5	12	8	12	8	70

斜刃T型銑刀 BEVEL EDGE T-SLOT MILLING CUTTER

材質 Materials : HSS-59, SKH-59



單位 Unit : mm

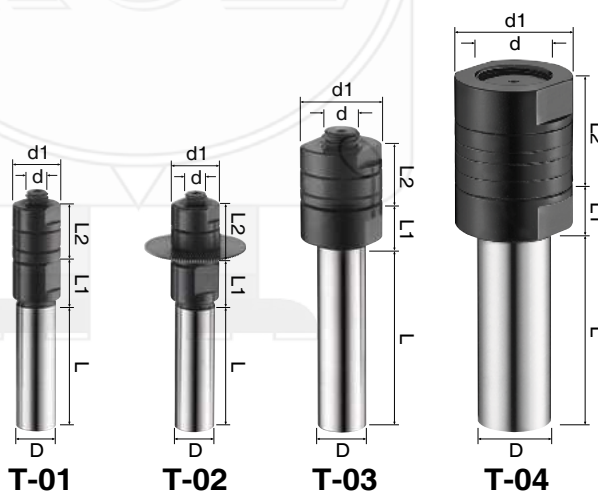
外徑(d) Outsid dia(d)	厚度(T) Thickness(T)	齒數(Z) Teeth Numbers	刀桿(D) Arbor(D)	直徑 (D1)	全長(L) Overall Length(L)
10, 12	2, 3, 4, 5, 6, 8	8	10	4	70
13, 15, 16	2, 3, 4, 5, 6, 8	8	10	6	70
18, 19, 20	3, 4, 5, 6, 8	10	12	8	75
25, 30	3, 4, 5, 6, 8	12	12	10	75

刀桿 TOOL ARBORS

材質 Materials : SUJ2#

★本系列銑刀特殊規格可接受訂購

★Special specifications of milling cutters are available upon request



單位 Unit : mm

型號 EDP No.	內孔直徑(d) Inside Hole Dia(d)	夾緊片直徑(d1) Clamp Dia(d1)	刀桿直徑(D) Arbor Dia(D)	刀桿長度(L) Arbor Length(L)		
				(L)	(L1)	(L2)
T-01	6	12	10	32	10	14
T-02	8	15	10	32	10	14
T-03	12.7	20	10	47	10	14
T-04	25.4	40	25	70	15	37

千鳥刃側銑刀

STAGGERED MILLING CUTTER




千鳥刃側銑刀
STAGGERED SIDE MILLING CUTTER

外徑 Outside diameter	75	100	125	150	175	200
	3"	4"	5"	6"	7"	8"
齒數 Teeth number	18	20	22	24	26	28
孔徑 Hole diameter	25.4		1"			
厚度 Thickness	4	6	8	10	12	13
	14	15	18	20		
	1/4"	5/16"	3/8"	7/16"	1/2"	9/16"
	5/8"	3/4"				

特殊規格可接受訂製
Special specifications are available.

平面側銑刀

SURFACE MILLING CUTTER



平面側銑刀
SURFACE SIDE MILLING CUTTER AND BEVEL BLADE SIDE MILLING CUTTER

外徑 Outside diameter	50	60	75	100	125	150	175	200
	2"	2 1/2"	3"	4"	5"	6"	7"	8"
齒數 Teeth number	18	20	22	26	28	32	34	36
孔徑 Hole diameter	25.4		1"					
厚度 Thickness	3.0	4.0	5.0	6.0	7.0	8.0	9.0	
	10	11	12	13	14	15	16	17
	18	19	20	22	24	25		
	1/8"	3/16"	1/4"	5/16"	3/8"	1/2"	5/8"	3/4"

特殊規格角度可接受訂製
Special specifications are available upon request.

本系列產品無庫存，依客戶需求規格訂製 CUSTOMIZED PRODUCTS

單斜 / 中尖特殊齒型滾輪刀
SINGLE / DOUBLE BEVEL
SHARP KNIFE (WITH TEETH)



適用於橡膠，塑膠類管材切斷與食品加工，像是土司，熱狗，花生糖等。
This knife is used for cutting rubber, plastic, paper and food processing such as toast, hot dog and candy.

中尖滾輪刀
DOUBLE BEVEL
SHARP KNIFE



適用於橡膠，塑膠與紙類加工
This knife is used only cutting for rubber, plastic and paper.

客製化刀款
CUSTOMIZED
PRODUCTS



此款鋸片為B型齒加倒統稱BW齒型，適用於實心棒材切斷及較厚管材加工
This tooth form for this cutter is BW, it is used for cutting solid bar and wall thickness ranging 2mm~10mm

焊刃鎢鋼T型刀
BRAZED CARBIDE
T SLOT MILLING CUTTER



焊刃鎢鋼側銑刀
BRAZED CARBIDE
MILLING CUTTER



GIVING
ALL YOUR CUTTING NEEDS
提供全方位的金鋼石切削工具



SC-61系列 SC-61 SERIES



替換型高速中負荷迴轉頂針 Interchangeable High Speed Medium Duty Live Center

用途：

本頂針適合300 m/m長以內一般車削加工，本頂針軸承，徑向力和軸向力分開設計，採用雙列滾珠軸承、滾珠止推軸承，和NK型滾針軸承結構製成。

Application:

The series of live center is suitable for turning workpiece length within 300mm. The bearings in the live center provide separated radial and axial resistant force. The bearings consist of double-row ball bearing, thrust ball bearing and NK type needle bearing.



尺寸表 DIMENSIONS

精準度：0.008m/m內
Accuracy: within 0.008m/m

型式/外表尺寸 Model / Size	MT	A	B	C	D	D1	L	軸承最高轉數 Max. Bearing Speed	軸承徑向力 Bearing Radial Force	軸承軸向力 Bearing Axial Force
SC-61-M-3	3	30	55	90.5	64	32.4	175.5	4500.rpm	1300kg	2250kg
SC-61-M-3-A	3	30	72	90.5	64	32.4	187.5	4500.rpm	1300kg	2250kg
SC-61-M-4	4	30	55	108	64	32.4	193	4500.rpm	1300kg	2250kg
SC-61-M-4A	4	30	72	108	64	32.4	205	4500.rpm	1300kg	2250kg
SC-61-M-5	5	30	55	135	64	32.4	220	4500.rpm	1300kg	2250kg
SC-61-M-5A	5	30	72	135	64	32.4	232	4500.rpm	1300kg	2250kg

單位/Unit : mm

SC-62系列 SC-62 SERIES

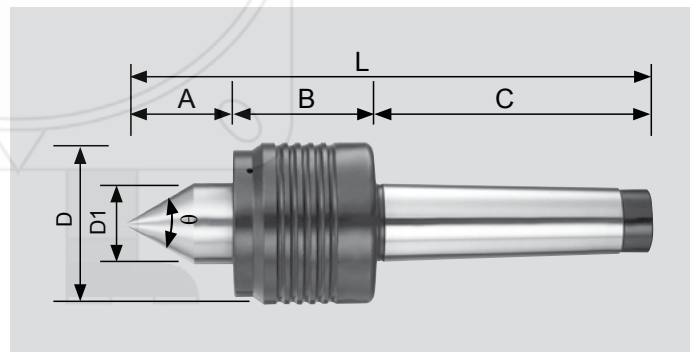
固定型重負荷迴轉頂針 Fixed Heavy Duty Live Center

用途：

本頂針適合400 m/m長以內一般車削加工。

Application:

The series of live center is suitable for turning workpiece length within 400mm.



尺寸表 DIMENSIONS

精準度：0.008m/m內
Accuracy: within 0.008m/m

型式/外表尺寸 Model / Size	MT	A	B	C	D	D1	L	θ	軸承最高轉數 Max. Bearing Speed	軸承徑向力 Bearing Radial Force	軸承軸向力 Bearing Axial Force
SC-62-H-4	4	45	56	108	68	32.4	209	60°	4000.rpm	1420kg	2760kg
SC-62-H-4-A	4	45	73	108	68	32.4	221	60°	4000.rpm	1420kg	2760kg
SC-62-H-5	5	45	56	135	68	32.4	236	60°	4000.rpm	1420kg	2760kg
SC-62-H-5A	5	45	73	135	68	32.4	248	60°	4000.rpm	1420kg	2760kg

單位/Unit : mm

SC-63系列 SC-63 SERIES

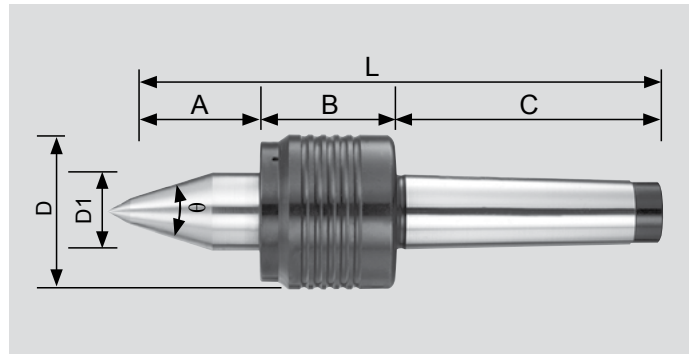
固定細長型高速中負荷迴轉頂針 Fixed Long Type High Speed Medium Duty Live Center

用途：

本頂針適合300 m/m長以內一般軸心車削加工，本頂針軸承，徑向力和軸向力分開設計，採用雙列滾珠軸承、滾珠止推軸承，和NK型滾針軸承結構製成。

Application:

The series of live center is suitable for turning workpiece length within 300mm. The bearings in the live center provide separated radial and axial resistant force. The bearings consist of double-row ball bearing, thrust ball bearing and NK type needle bearing.



尺寸表 DIMENSIONS

精準度：0.008m/m內
Accuracy: within 0.008m/m

型式/外表尺寸 Model / Size	MT	A	B	C	D	D1	L	θ	軸承最高轉數 Max. Bearing Speed	軸承徑向力 Bearing Radial Force	軸承軸向力 Bearing Axial Force
SC-63-M-4	4	60	55	108	64	32.4	223	60°	4500.rpm	1300kg	2250kg
SC-63-M-4-A	4	60	72	108	64	32.4	240	60°	4500.rpm	1300kg	2250kg
SC-63-M-5	5	60	56	135	68	32.4	251	60°	4500.rpm	1300kg	2250kg
SC-63-M-5A	5	60	72	135	68	32.4	268	60°	4500.rpm	1300kg	2250kg

單位/Unit : mm

SC-65系列 SC-65 SERIES

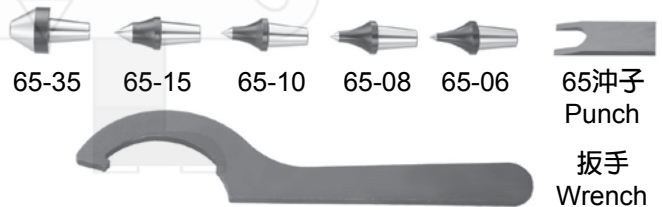

替換型重負荷迴轉頂針 Interchangeable Heavy Duty Live Center

用途：

本頂針適合400 m/m長以內一般車削加工。本頂針軸承，徑向力和軸向力分開設計，採用雙列滾珠軸承、滾珠止推軸承，和NK型滾針軸承結構製成。

Application:

The series of live center is suitable for turning workpiece length within 400mm. The bearings in the live center provide separated radial and axial resistant force. The bearings consist of double-row ball bearing, thrust ball bearing and NK type needle bearing.



尺寸表 DIMENSIONS

精準度：0.008m/m內
Accuracy: within 0.008m/m

型式/外表尺寸 Model / Size	MT	A	B	C	D	D1	L	軸承最高轉數 Max. Bearing Speed	軸承徑向力 Bearing Radial Force	軸承軸向力 Bearing Axial Force
SC-65-H-4	4	12	56	108	63	32.4	176	4000.rpm	1420kg	2760kg
SC-65-H-4A	4	12	73	108	68	32.4	188	4000.rpm	1420kg	2760kg
SC-65-H-5	5	12	56	135	68	32.4	203	4000.rpm	1420kg	2760kg
SC-65-H-5A	5	12	73	135	68	32.4	215	4000.rpm	1420kg	2760kg

單位/Unit : mm

SC-66系列 SC-66 SERIES

端面自動調整插式傳動頂針 Automatic End Adjustment Insert Type Transmitted Center

用途：

免車削工具端面，每支傳動齒自動調整帶動平均力，精度穩定性佳，可正、逆轉車削使用適用於CNC車床、自動車削送料專用機、一般車床、其他機種使用，傳動齒有多種規格選擇使用。

Application:


No need to turn tool end face. Each transmission-tooth can be adjusted automatically for uniform force and superior accuracy and stability. Suitable for clockwise and counter-clockwise turning. Applicable machines include CNC lathe, special purpose automatic turning and feeding lathe, general lathe and other machines. The transmission teeth provide various specifications to select.

注意使用：

本端面自動調整插式傳動頂針，靠尾座足夠推力，才可傳動車削使用。

Notice For Use:

The automatic end adjustment insert type transmitted center requires sufficient thrust force from tailstock for transmission.



尺寸表 DIMENSIONS

型式/外表尺寸 Model / Size	心軸尺寸 Arbor Size	標準附件 Standard Accessory	鉗入工件直徑 Insert Workpiece Dia
SC-66-MT4-A	MT4	SC-66-A	Ø 33mm
SC-66-MT4-B	MT4	SC-66-B	Ø 39mm
SC-66-MT4-C	MT4	SC-66-C	Ø 45mm
SC-66-Ø40A	Ø40	SC-66-A	Ø 33mm
SC-66-Ø40B	Ø40	SC-66-B	Ø 39mm
SC-66-Ø40C	Ø40	SC-66-C	Ø 45mm

型式/外表尺寸 Model / Size	中心針 Center	傳動齒 Transmission Teeth	固定鍵 Fixed Key
SC-66-A	SC-09-09	SC-10-10	SC-66-013
SC-66-B	SC-09-09	SC-10-13	SC-66-013
SC-66-C	SC-09-09	SC-10-17	SC-66-013

單位/Unit : mm

SC-80系列 SC-80 SERIES

傘型重重切削迴轉頂針 Cone Type Heavy Duty Live Center

用途：

適合大孔徑重切削。

本頂針，頭部使用合金鋼材，經熱處理，內、外研磨製成。本頂針採用世界名牌SKF潤滑油，LEGP2，請勿使用油壓三爪用潤滑油。


精準度：0.005 m/m內

Application:

The series of center is suitable for big hole and heavy duty machining.

The center head is manufactured from alloy steel, heat treated and precision ground. The live center uses world-famous SKF LEGP2 lubrication oil. Do not use lubrication oil for hydraulic 3-jaw chuck.

Accuracy: within 0.005mm.



尺寸表 DIMENSIONS

型式/外表尺寸 Model / Size	MT	A	B	C	D	L
SC-80-4-3	4	66	13	108	73	187
SC-80-4-4	4	75	13	108	98	196
SC-80-4-5	4	85	13	108	128	206
SC-80-4-6	4	95	13	108	148	216
SC-80-4-8	4	95	13	108	198	216
SC-80-4-10	4	95	13	108	248	216
SC-80-5-3	5	66	13	135	73	214
SC-80-5-4	5	75	13	135	98	223
SC-80-5-5	5	85	13	135	128	233
SC-80-5-6	5	95	13	135	148	243
SC-80-5-8	5	95	13	135	198	243
SC-80-5-10	5	95	13	135	248	243

單位/Unit : mm

全鎢鋼被覆鑽頭

TUNGSTEN CARBIDE COATED DRILL



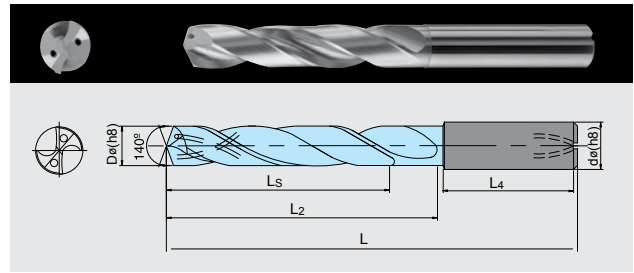
- 中心內冷
- Internal Coolant

適合材質：

一般鋼料、合金鋼、模具鋼、不鏽鋼、銅、鋁、鑄鐵、快削鋼。

Applicable materials:

General steel, alloy steel, mold steel, stainless steel, copper, aluminum, cast iron.



EDP NO.	Dø	dø	L2	L	L4	Ls	EDP NO.	Dø	dø	L2	L	L4	Ls	EDP NO.	Dø	dø	L2	L	L4	Ls
HOD-4030	3.0	3	18	52	32	13	HKD-3079	7.9	8	42	79	36	29	HKD-3131	13.1	14	61	107	45	43
HOD-4031	3.1	4	20	56	34	15	HKD-3080	8.0						HKD-3132	13.2					
HOD-4032	3.2						HKD-3081	8.1	HKD-3133	13.3										
HOD-4033	3.3						HKD-3082	8.2	HKD-3134	13.4										
HOD-4034	3.4						HKD-3083	8.3	HKD-3135	13.5										
HOD-4035	3.5						HKD-3084	8.4	HKD-3136	13.6										
HOD-4036	3.6						HKD-3085	8.5	HKD-3137	13.7										
HOD-4037	3.7	22	58	34	16	HKD-3086	8.6	HKD-3138	13.8											
HOD-4038	3.8					HKD-3087	8.7	HKD-3139	13.9											
HOD-4039	3.9					HKD-3088	8.8	HKD-3140	14.0											
HOD-4040	4.0					HKD-3089	8.9	HKD-3141	14.1											
HKD-3038	3.8	4				HKD-3090	9.0	HKD-3142	14.2											
HKD-3039	3.9					HKD-3091	9.1	HKD-3143	14.3											
HKD-3040	4.0	6	26	66	36	17	HKD-3092	9.2	HKD-3144	14.4										
HKD-3041	4.1						HKD-3093	9.3	HKD-3145	14.5										
HKD-3042	4.2						HKD-3094	9.4	HKD-3146	14.6										
HKD-3043	4.3						HKD-3095	9.5	HKD-3147	14.7										
HKD-3044	4.4						HKD-3096	9.6	HKD-3148	14.8										
HKD-3045	4.5						HKD-3097	9.7	HKD-3149	14.9										
HKD-3046	4.6	10	49	89	40	35	HKD-3098	9.8	HKD-3150	15.0										
HKD-3047	4.7						HKD-3099	9.9	HKD-3151	15.1										
HKD-3048	4.8						HKD-3100	10.0	HKD-3152	15.2										
HKD-3049	4.9						HKD-3101	10.1	HKD-3153	15.3										
HKD-3050	5.0						HKD-3102	10.2	HKD-3154	15.4										
HKD-3051	5.1						HKD-3103	10.3	HKD-3155	15.5										
HKD-3052	5.2						12	56	102	45	40	HKD-3156	15.6	HKD-3157	15.7					
HKD-3053	5.3											HKD-3104	10.4	HKD-3158	15.8					
HKD-3054	5.4											HKD-3105	10.5	HKD-3159	15.9					
HKD-3055	5.5											HKD-3106	10.6	HKD-3160	16.0					
HKD-3056	5.6	HKD-3107	10.7	HKD-3165	16.5															
HKD-3057	5.7	HKD-3108	10.8	HKD-3170	17.0															
HKD-3058	5.8	14	61	107	45	43	HKD-3109	10.9	HKD-3175	17.5										
HKD-3059	5.9						HKD-3110	11.0	HKD-3180	18.0										
HKD-3060	6.0						HKD-3111	11.1	HKD-3185	18.5										
HKD-3061	6.1						HKD-3112	11.2	HKD-3190	19.0										
HKD-3062	6.2						HKD-3113	11.3	HKD-3195	19.5										
HKD-3063	6.3						HKD-3114	11.4	HKD-3200	20.0										
HKD-3064	6.4						12	56	102	45	40	HKD-3115	11.5							
HKD-3065	6.5											HKD-3116	11.6							
HKD-3066	6.6											HKD-3117	11.7							
HKD-3067	6.7											HKD-3118	11.8							
HKD-3068	6.8	HKD-3119	11.9																	
HKD-3069	6.9	HKD-3120	12.0																	
HKD-3070	7.0	14	61	107	45	43	HKD-3121	12.1												
HKD-3071	7.1						HKD-3122	12.2												
HKD-3072	7.2						HKD-3123	12.3												
HKD-3073	7.3						HKD-3124	12.4												
HKD-3074	7.4						HKD-3125	12.5												
HKD-3075	7.5						HKD-3126	12.6												
HKD-3076	7.6						HKD-3127	12.7												
HKD-3077	7.7						HKD-3128	12.8												
HKD-3078	7.8						HKD-3129	12.9												
							HKD-3130	13.0												

Dø/ Diameter dø/ Shank Diameter
 L2/ Flute Length L/ Overall Length
 L4/ Shank Length Ls/ Length of Cut

全鎢鋼被覆鑽頭

TUNGSTEN CARBIDE COATED DRILL



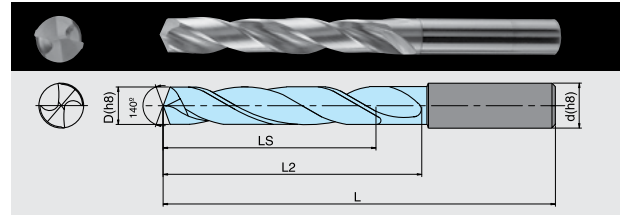
- 中心內冷
- Internal Coolant

適合材質：

一般鋼料、合金鋼、模具鋼、不鏽鋼、銅、鋁、鑄鐵。

Applicable materials:

General steel, alloy steel, mold steel, stainless steel, copper, aluminum, cast iron.



EDP NO.	D ϕ	d ϕ	L ₂	L	L ₄	L _s
CCD- 4030	3.0	3.0	18	52	32	13
CCD- 4031	3.1	4	20	56	34	15
CCD- 4032	3.2					
CCD- 4033	3.3					
CCD- 4034	3.4		22	58	34	16
CCD- 4035	3.5					
CCD- 4036	3.6					
CCD- 4037	3.7					
CCD- 4038	3.8	6	28	66	36	17
CCD- 4039	3.9					
CCD- 4040	4.0					
CFD- 3038	3.8					
CFD- 3039	3.9					
CFD- 3040	4.0					
CFD- 3041	4.1					
CFD- 3042	4.2					
CFD- 3043	4.3					
CFD- 3044	4.4					
CFD- 3045	4.5					
CFD- 3046	4.6					
CFD- 3047	4.7					
CFD- 3048	4.8					
CFD- 3049	4.9					
CFD- 3050	5.0					
CFD- 3051	5.1					
CFD- 3052	5.2					
CFD- 3053	5.3					
CFD- 3054	5.4					
CFD- 3055	5.5					
CFD- 3056	5.6					
CFD- 3057	5.7					
CFD- 3058	5.8					
CFD- 3059	5.9					
CFD- 3060	6.0					
CFD- 3061	6.1					
CFD- 3062	6.2					
CFD- 3063	6.3					
CFD- 3064	6.4					
CFD- 3065	6.5					
CFD- 3066	6.6					
CFD- 3067	6.7					
CFD- 3068	6.8					
CFD- 3069	6.9					
CFD- 3070	7.0					
CFD- 3071	7.1					
CFD- 3072	7.2					
CFD- 3073	7.3					
CFD- 3074	7.4					
CFD- 3075	7.5					
CFD- 3076	7.6					
CFD- 3077	7.7					
CFD- 3078	7.8					

EDP NO.	D ϕ	d ϕ	L ₂	L	L ₄	L _s
CFD- 3079	7.9	8	42	79	36	29
CFD- 3080	8.0					
CFD- 3081	8.1					
CFD- 3082	8.2					
CFD- 3083	8.3					
CFD- 3084	8.4					
CFD- 3085	8.5					
CFD- 3086	8.6					
CFD- 3087	8.7					
CFD- 3088	8.8					
CFD- 3089	8.9					
CFD- 3090	9.0					
CFD- 3091	9.1					
CFD- 3092	9.2					
CFD- 3093	9.3					
CFD- 3094	9.4					
CFD- 3095	9.5					
CFD- 3096	9.6					
CFD- 3097	9.7					
CFD- 3098	9.8					
CFD- 3099	9.9					
CFD- 3100	10.0					
CFD- 3101	10.1					
CFD- 3102	10.2					
CFD- 3103	10.3					
CFD- 3104	10.4					
CFD- 3105	10.5					
CFD- 3106	10.6					
CFD- 3107	10.7					
CFD- 3108	10.8					
CFD- 3109	10.9					
CFD- 3110	11.0					
CFD- 3111	11.1					
CFD- 3112	11.2					
CFD- 3113	11.3					
CFD- 3114	11.4					
CFD- 3115	11.5					
CFD- 3116	11.6					
CFD- 3117	11.7					
CFD- 3118	11.8					
CFD- 3119	11.9					
CFD- 3120	12.0					
CFD- 3121	12.1					
CFD- 3122	12.2					
CFD- 3123	12.3					
CFD- 3124	12.4					
CFD- 3125	12.5					
CFD- 3126	12.6					
CFD- 3127	12.7					
CFD- 3128	12.8					
CFD- 3129	12.9					
CFD- 3130	13.0					

EDP NO.	D ϕ	d ϕ	L ₂	L	L ₄	L _s
CFD- 3131	13.1	14	61	107	45	43
CFD- 3132	13.2					
CFD- 3133	13.3					
CFD- 3134	13.4					
CFD- 3135	13.5					
CFD- 3136	13.6					
CFD- 3137	13.7					
CFD- 3138	13.8					
CFD- 3139	13.9					
CFD- 3140	14.0					
CFD- 3141	14.1					
CFD- 3142	14.2					
CFD- 3143	14.3					
CFD- 3144	14.4					
CFD- 3145	14.5					
CFD- 3146	14.6					
CFD- 3147	14.7					
CFD- 3148	14.8					
CFD- 3149	14.9					
CFD- 3150	15.0					
CFD- 3151	15.1					
CFD- 3152	15.2					
CFD- 3153	15.3					
CFD- 3154	15.4					
CFD- 3155	15.5					
CFD- 3156	15.6					
CFD- 3157	15.7					
CFD- 3158	15.8					
CFD- 3159	15.9					
CFD- 3160	16.0					
CFD- 3165	16.5					
CFD- 3170	17.0					
CFD- 3175	17.5					
CFD- 3180	18.0					
CFD- 3185	18.5					
CFD- 3190	19.0					
CFD- 3195	19.5					
CFD- 3200	20.0					

D ϕ / Diameter d ϕ / Shank Diameter
 L₂/ Flute Length L/ Overall Length
 L₄/ Shank Length L_s/ Length of Cut

全鎢鋼被覆鑽頭

TUNGSTEN CARBIDE COATED DRILL



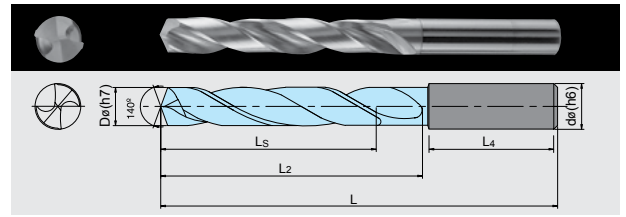
- 中心內冷
- Internal Coolant

適合材質：

一般鋼料、合金鋼、模具鋼、不鏽鋼、銅、鋁、鑄鐵。

Applicable materials:

General steel, alloy steel, mold steel, stainless steel, copper, aluminum, cast iron.



EDP NO.	Dø	dø	L ₂	L	L ₄	L _s
CCD- 4010	1.0	1.5	7	38	28	5
CCD- 4011	1.1					
CCD- 4012	1.2	1.5	8	38	28	6
CCD- 4013	1.3					
CCD- 4014	1.4	1.5	9	38	28	7
CCD- 4015	1.5					
CCD- 4016	1.6	2.0	10	42	30	8
CCD- 4017	1.7					
CCD- 4018	1.8	2.0	12	42	30	9
CCD- 4019	1.9					
CCD- 4020	2.0					
CCD- 4021	2.1	3.0	14	46	32	10
CCD- 4022	2.2					
CCD- 4023	2.3					
CCD- 4024	2.4	3.0	18	52	32	13
CCD- 4025	2.5					
CCD- 4026	2.6					
CCD- 4027	2.7	3.0	24	62	32	19
CCD- 4028	2.8					
CCD- 4029	2.9					
CCD- 4030	3.0					

EDP NO.	Dø	dø	L ₂	L	L ₄	L _s
CCD- 6010	1.0	1.5	9	40	28	7.0
CCD- 6011	1.1					
CCD- 6012	1.2	1.5	11	40	28	9.0
CCD- 6013	1.3					
CCD- 6014	1.4	1.5	12	40	28	10
CCD- 6015	1.5					
CCD- 6016	1.6	2.0	14	46	30	11
CCD- 6017	1.7					
CCD- 6018	1.8	2.0	16	48	30	13
CCD- 6019	1.9					
CCD- 6020	2.0					
CCD- 6021	2.1	3.0	20	52	32	16
CCD- 6022	2.2					
CCD- 6023	2.3					
CCD- 6024	2.4	3.0	24	62	32	19
CCD- 6025	2.5					
CCD- 6026	2.6					
CCD- 6027	2.7	3.0	24	62	32	19
CCD- 6028	2.8					
CCD- 6029	2.9					
CCD- 6030	3.0					

Dø/ Diameter dø/ Shank Diameter
 L₂/ Flute Length L/ Overall Length
 L₄/ Shank Length L_s/ Length of Cut

全錫鋼鉸刀


TUNGSTEN CARBIDE REAMERS

適合材質：

一般鋼料、合金鋼、模具鋼、不鏽鋼、銅、鋁、鑄鐵。

Applicable material:

General steel, alloy steel, mold steel, stainless steel, copper, aluminum, cast iron.



單位: Unit: mm 公差 H7

型號 EDP NO.	直徑 DØ Diameter	刃長 L1 Length of Cut	全長 L Overall Length	柄徑 d Shank Diameter	刃數 Flute Number
SRM478-D2.00	2.00	11	50	2.0	4
SRM478-D2.10	2.10	15	60	3.0	4
SRM478-D2.20	2.20	15	60	3.0	4
SRM478-D2.30	2.30	15	60	3.0	4
SRM478-D2.40	2.40	15	60	3.0	4
SRM478-D2.50	2.50	15	60	3.0	4
SRM478-D2.60	2.60	15	60	3.0	4
SRM478-D2.70	2.70	15	60	3.0	4
SRM478-D2.80	2.80	15	60	3.0	4
SRM478-D2.90	2.90	15	60	3.0	4
SRM478-D3.00	3.00	15	60	3.0	4
SRM478-D3.10	3.10	16	65	4.0	4
SRM478-D3.20	3.20	16	65	4.0	4
SRM478-D3.30	3.30	16	65	4.0	4
SRM478-D3.40	3.40	18	70	4.0	4
SRM478-D3.50	3.50	18	70	4.0	4
SRM478-D3.60	3.60	18	70	4.0	4
SRM478-D3.70	3.70	18	70	4.0	4
SRM478-D3.80	3.80	20	75	4.0	4
SRM478-D3.90	3.90	20	75	4.0	4
SRM478-D4.00	4.00	20	75	4.0	4
SRM478-D4.10	4.10	20	75	6.0	4
SRM478-D4.20	4.20	20	75	6.0	4
SRM478-D4.30	4.30	20	75	6.0	4
SRM478-D4.40	4.40	20	75	6.0	4
SRM478-D4.50	4.50	20	75	6.0	4
SRM478-D4.60	4.60	20	75	6.0	4
SRM478-D4.70	4.70	20	75	6.0	4
SRM478-D4.80	4.80	23	86	6.0	4
SRM478-D4.90	4.90	23	86	6.0	4
SRM678-D5.00	5.00	23	86	6.0	6
SRM678-D5.10	5.10	23	86	6.0	6
SRM678-D5.20	5.20	23	86	6.0	6
SRM678-D5.30	5.30	23	86	6.0	6

註:有●者表示有庫存 NOTE:●means items in stock

全鎢鋼鉸刀

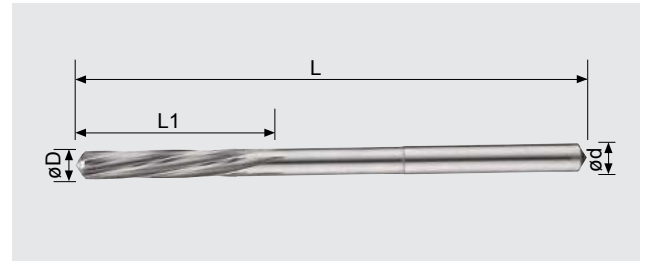
TUNGSTEN CARBIDE REAMERS

適合材質：

一般鋼料、合金鋼、模具鋼、不鏽鋼、銅、鋁、鑄鐵。

Applicable material:

General steel, alloy steel, mold steel, stainless steel, copper, aluminum, cast iron.



單位: Unit: mm 公差 H7

型號 EDP NO.	直徑 DØ Diameter	刃長 L1 Length of Cut	全長 L Overall Length	柄徑 d Shank Diameter	刃數 Flute Number
SRM678-D5.40	5.40	26	95	6.0	6
SRM678-D5.50	5.50	26	95	6.0	6
SRM678-D5.60	5.60	26	95	6.0	6
SRM678-D5.70	5.70	26	95	6.0	6
SRM678-D5.80	5.80	26	95	6.0	6
SRM678-D5.90	5.90	26	95	6.0	6
SRM678-D6.00	6.00	26	95	6.0	6
SRM678-D6.10	6.10	28	100	8.0	6
SRM678-D6.20	6.20	28	100	8.0	6
SRM678-D6.30	6.30	28	100	8.0	6
SRM678-D6.40	6.40	28	100	8.0	6
SRM678-D6.50	6.50	28	100	8.0	6
SRM678-D6.60	6.60	28	100	8.0	6
SRM678-D6.70	6.70	28	100	8.0	6
SRM678-D6.80	6.80	31	110	8.0	6
SRM678-D6.90	6.90	31	110	8.0	6
SRM678-D7.00	7.00	31	110	8.0	6
SRM678-D7.10	7.10	31	110	8.0	6
SRM678-D7.20	7.20	31	110	8.0	6
SRM678-D7.30	7.30	31	110	8.0	6
SRM678-D7.40	7.40	31	110	8.0	6
SRM678-D7.50	7.50	31	110	8.0	6
SRM678-D7.60	7.60	31	110	8.0	6
SRM678-D7.70	7.70	31	110	8.0	6
SRM678-D7.80	7.80	31	110	8.0	6
SRM678-D7.90	7.90	31	110	8.0	6
SRM678-D8.00	8.00	31	110	8.0	6
SRM678-D8.10	8.10	33	117	10.0	6
SRM678-D8.20	8.20	33	117	10.0	6
SRM678-D8.30	8.30	33	117	10.0	6
SRM678-D8.40	8.40	33	117	10.0	6
SRM678-D8.50	8.50	33	117	10.0	6
SRM678-D8.60	8.60	36	125	10.0	6
SRM678-D8.70	8.70	36	125	10.0	6

註:有●者表示有庫存 NOTE:●means items in stock

全鎢鋼鉸刀

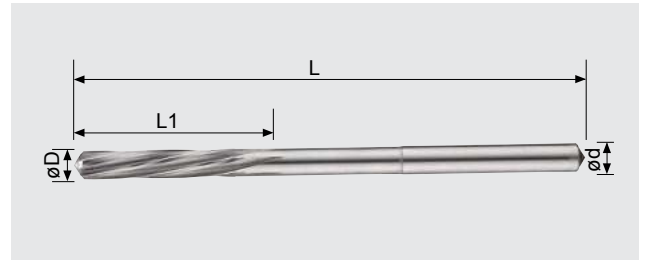
TUNGSTEN CARBIDE REAMERS

適合材質：

一般鋼料、合金鋼、模具鋼、不鏽鋼、銅、鋁、鑄鐵。

Applicable material:

General steel, alloy steel, mold steel, stainless steel, copper, aluminum, cast iron.



單位: Unit: mm 公差 H7

型號 EDP NO.	直徑 DØ Diameter	刃長 L1 Length of Cut	全長 L Overall Length	柄徑 d Shank Diameter	刃數 Flute Number
SRM678-D8.80	8.80	36	125	10.0	6
SRM678-D8.90	8.90	36	125	10.0	6
SRM678-D9.00	9.00	36	125	10.0	6
SRM678-D9.10	9.10	36	125	10.0	6
SRM678-D9.20	9.20	36	125	10.0	6
SRM678-D9.30	9.30	36	125	10.0	6
SRM678-D9.40	9.40	36	125	10.0	6
SRM678-D9.50	9.50	36	125	10.0	6
SRM678-D9.60	9.60	38	130	10.0	6
SRM678-D9.70	9.70	38	130	10.0	6
SRM678-D9.80	9.80	38	130	10.0	6
SRM678-D9.90	9.90	38	130	10.0	6
SRM678-D10.00	10.00	38	130	10.0	6
SRM678-D10.10	10.10	38	130	12.0	6
SRM678-D10.20	10.20	38	130	12.0	6
SRM678-D10.30	10.30	38	130	12.0	6
SRM678-D10.40	10.40	38	130	12.0	6
SRM678-D10.50	10.50	38	130	12.0	6
SRM678-D10.60	10.60	38	130	12.0	6
SRM678-D10.70	10.70	42	142	12.0	6
SRM678-D10.80	10.80	42	142	12.0	6
SRM678-D10.90	10.90	42	142	12.0	6
SRM678-D11.00	11.00	42	142	12.0	6
SRM678-D11.10	11.10	42	142	12.0	6
SRM678-D11.20	11.20	42	142	12.0	6
SRM678-D11.30	11.30	42	142	12.0	6
SRM678-D11.40	11.40	42	142	12.0	6
SRM678-D11.50	11.50	42	142	12.0	6
SRM678-D11.60	11.60	42	142	12.0	6
SRM678-D11.70	11.70	42	142	12.0	6
SRM678-D11.80	11.80	42	142	12.0	6
SRM678-D11.90	11.90	45	151	12.0	6
SRM678-D12.00	12.00	45	151	12.0	6

註:有●者表示有庫存 NOTE:●means items in stock

切削條件 CUTTING TEST REPORT

被削材 Workpiece	材質 Coating Material	車削加工 Turning			切斷加工 Cutting		
		切削速度 V (m/min)	切深 Cutting (mm)	進給 F (mm/rev)	切削速度 V (m/min)	切深 Cutting (mm)	進給 F (mm/rev)
快削鋼 Free-Cutting Steel	NA01	100 - 200	0.05-1.0	0.01-0.15	70 - 150	0.50-1.50	0.01-0.08
	NC02		0.05-4.0	0.01-0.2		1.0-3.5	0.01-0.15
	HC83		1.0-4.0	0.05-0.25		1.5-3.5	0.03-0.15
鋼 <600N/mm ² Steel <600N/mm ²	NA01	70 - 160	0.05-1.0	0.01-0.15	60 - 120	0.50-1.50	0.01-0.06
	NC02		0.05-3.0	0.01-0.2		1.0-3.5	0.01-0.12
	HC83		1.0-4.0	0.05-0.25		1.5-3.5	0.03-0.12
鋼 <800N/mm ² Steel <800N/mm ²	NA01	55 - 120	0.05-1.0	0.01-0.15	50 - 100	0.50-1.50	0.01-0.05
	NC02		0.05-3.0	0.01-0.15		1.0-3.5	0.01-0.10
	HC83		1.0-4.0	0.05-0.20		1.5-3.5	0.03-0.10
鋼 >600N/mm ² Steel >600N/mm ²	NA01	45 - 100	0.05-1.0	0.01-0.08	35 - 80	0.50-1.50	0.01-0.04
	NC02		0.05-3.0	0.01-0.08		0.50-3.0	0.01-0.05
	HC83		1.0-4.0	0.05-0.15		1.5-3.5	0.03-0.08
不鏽鋼 SUS304 / 316	NA01	50 - 120	0.05-1.0	0.01-0.08	50 - 100	0.5-1.50	0.01-0.04
	NC02		0.05-3.0	0.01-0.15		0.50-3.0	0.01-0.06
	HC83		1.0-4.0	0.05-0.15		1.5-3.5	0.03-0.08
鋁合金 Aluminum Alloy	NA01	160 - 1000	0.05-1.0	0.01-0.20	140 - 400	0.5-1.5	0.01-0.10
	X21		1.0-4.0	0.05-0.40		1.5-3.5	0.03-0.20
鈦合金 Titanium Alloy	NA01	25 - 70	0.05-1.0	0.01-0.08	25 - 50	0.5-3.5	0.01-0.03
	X21		1.0-4.0	0.05-0.15		1.5-3.5	0.03-0.06
銅 Copper	HC83	90 - 500	0.05-1.0	0.01-0.20	90 - 300	0.5-1.5	0.01-0.10
	NC02		0.05-3.0	0.01-0.35		0.5-3.5	0.01-0.20
	X21		1.0-4.0	0.05-0.35		1.5-3.5	0.03-0.20

切削排屑: 應用介紹 CHIP EVACUATION: APPLICATIONS

	斷屑槽 型號 Chip-Breaker	快削鋼 Free-cutting steel	鈦合金 Titanium Alloy	不鏽鋼 304/316 SUS 304/316	不鏽鋼 303 SUS303	鋼 Steel	鋁 Aluminum	銅合金 Copper	
車削 系列 turning	NB	●	△	△	●	△	△	△	方便刀片重複研磨 allows easy regrinding
	MA	●	○	●	●	●	●	●	標準正角排屑量大 standard positive geometry
	CE / MU	●	△	○	○	●	○	○	全效排屑控制 efficient chip control
	ME	○	○	●		●	●	●	非常有效排屑控制 efficient chip control
	MY	○			○		○	△	△
切斷刀 系列 parting off	NB	●	○	△	○	○	△	△	易於刀片重複研磨 allows easy regrinding
	CU	○	●	●	●	●		○	難加工材使用可重複研磨
	CX		○	●			●	●	非常有效排屑控制 for long chipping sticky material
	CE / NB				○		○	○	長屑材料使用 to narrow the cuips easy regrinding

註: ● 首選 1st choice ○ 建議使用 recommended △ 用於太小易碎的工件 for fragile and very small workpieces

尺寸公差表

DIMENSIONAL TOLERANCE

單位 : μm

直徑 Diameter	Tolerance 公差												
	H5	H7	H8	H10	m5	m7	h5	h6	h7	h8	h10	e8	
3以下	+4	+10	+14	+40	+06	+12	0	0	0	0	0	-14	
	0	0	0	0	+2	+2	-4	-6	-10	-14	-40	-28	
3~6	+5	+12	+18	+48	+09	+16	0	0	0	0	0	-20	
	0	0	0	0	+4	+4	-5	-8	-12	-18	-48	-38	
6~10	+6	+15	+22	+58	+12	+21	0	0	0	0	0	-25	
	0	0	0	0	+6	+6	-6	-9	-15	-22	-58	-47	
10~18	+8	+18	+27	+70	+15	+25	0	0	0	0	0	-32	
	0	0	0	0	+7	+7	-8	-11	-18	-27	-70	-59	
18~30	+9	+21	+33	+84	+17	+29	0	0	0	0	0	-40	
	0	0	0	0	+8	+8	-9	-13	-21	-33	-84	-73	
30~50	+11	+25	+39	+100	+20	+34	0	0	0	0	0	-50	
	0	0	0	0	+9	+9	-11	-16	-25	-39	-100	-89	
50~80	+13	+30	+46	+120	+24	+41	0	0	0	0	0	-60	
	0	0	0	0	+11	+11	-13	-19	-30	-46	-120	-106	
80~100	+15	+35	+54	+140	+28	+48	0	0	0	0	0	-72	
	0	0	0	0	+13	+13	-15	-22	-35	-54	-140	-126	

PVD 各種硬質薄膜特性

PVD Hard Coating Properties

薄膜名稱	薄膜性質	薄膜顏色 Symbol color	薄膜硬度 Nanohardness[GPa]	薄膜厚度 Thickness [μm]	摩擦係數 Friction coefficient	最高應用溫度 Max usage Temp[$^{\circ}\text{C}$]	製程溫度 Coating Temp[$^{\circ}\text{C}$]
標準薄膜 Standard coating	氮化鈦 TiN	黃金色 Gold	24	1-7	0.55	500	250-400
	氮碳化鈦 TiCN	灰色 Grey	32	1-4	0.3	400	400
	氮化鉻 CrN	銀灰色 Metal-silver	18	1-7	0.4	700	200-400
	類鑽膜 DLC	黑色 Black	20	1-3	0.15	400	150-250
	TiAlxN S-Fire	酒紅色 Burgundy-violet	30	1-4	0.4	800	450 \uparrow
	SiCo AlTiN	黑色 Black	38	1-4	0.6	900	450 \uparrow
奈米複合薄 Nanocomposite coating	Super TiN	黃金色 Gold	28	1-3	0.4	500	350 \uparrow
	TIX-18TH	黃金色 Gold	45	1-5	0.45	800	450 \uparrow
	Nano Cerkor m	銀白色 Silver	22	1-3	0.3	800	450 \uparrow
	μAlTiN	黑色 Black	38	1-4	0.3	900	450 \uparrow
	nACo	紫色-藍色 Violet-Blue	45	1-4	0.45	1200	400 \uparrow
	nACRo	灰色 Grey	42	1-7	0.35	1100	400 \uparrow
	nACV1c (Hard DLC)	灰色-黑色 Grey-Black	42	1-7	0.2	1100	350 \uparrow

計算式 FORMULAE

- 床台進給量與每一刃的進給量
- FEED RATE PER FLUTE

$$fz = \frac{F}{Z \times N}$$

fz:每一刃的進給量[mm/刃] fz:Feed rate per flute (mm/flute)
 F:床台進給量[mm/min] F:Machine feed rate (mm/min)
 Z:刀具刃數 Z:Cutter flute numbers
 N:主軸迴轉數[r.p.m] N:Spindle speed (r.p.m)

- 所需動力
- POWER REQUIRED

$$P_{KW} = \frac{Ks \times Q}{6120 \times \eta} = \frac{Ks \times W \times F \times d}{6120000 \times \eta}$$

$$= \frac{Ks \times W \times fz \times Z \times N \times d}{6120000 \times \eta}$$

$$P_{HP} = \frac{6120}{4500} \times P_{KW}$$

PKW:所需動力[KW] PKW:Feed rate per flute
 PHP:所需動力(馬力)[HP] Power required(KW)
 W:切屑寬[mm] PHP:Horsepower require (HP)
 F:床台進給量[mm/min] F:Machine feed rate (mm/min)
 fz:進給量[mm/rev] fz:Feed rate (mm/res)
 Z:主軸迴轉數[枚] Z:Tool flute numbers
 d:切深[mm] N:Spindle speed (r.p.m)
 Ks:比切削抵抗值[kgf/mm²] d:Cutting depth(mm)
 η:機械效率(0.7~0.8) Ks:Specific cutting resistant value (kgf/mm²)
 η: Machine efficiency (0.7~0.8)

ks的概略值 APPROX KS VALUE		
軟鋼	Soft Steel	190
中炭素鋼	Medium Carbon Steel	210
高炭素鋼	High Carbon Steel	240
低合金鋼	Low Alloy Steel	190
高合金鋼	High Alloy Steel	245
鑄鐵	Cast Iron	93
可鍛鑄鐵	Forging Cast Iron	120
青銅黃銅	Brass . Copper	70

- 切屑排出量
- CHIP REMOVAL RATE

$$Q = V \times F \times d = V \times fz \times Z \times d$$

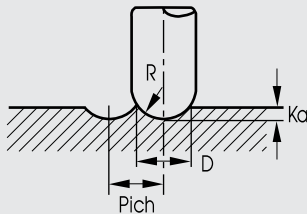
Q:切屑排出量[cm³/min] Q:Chip removal rate (cm³/min)
 V:切屑速度[m/min] V:Cutting speed (m/min)
 F:床台進給量[mm/min] F:Machine feed rate (mm/min)
 fz:每一刃的進給量[mm/刃] fz:Feed rate per flute (mm/flute)
 Z:刀具數量 Z:Tool flute numbers
 d:切深[mm] d:Cutting depth (mm)

計算式 FORMULAE

- 球型立銑刀的切削速度與迴轉速
- BALL END MILL CUTTING SPEED AND RUNNING SPEED

$$N = \frac{500 \times V_c}{\pi \times \sqrt{ka \times (D-ka)}}$$

$$V_c = \frac{\pi \times N \times \sqrt{ka \times (D-ka)}}{500}$$



N:迴轉數[r.p.m]
D:球頭立銑刀的外徑
[mm]
 π :圓周率 ≈ 3.1416
Vc:實際切削速度
Ka:立銑刀的切深

N:Speed (r.p.m)
D:Ball end mill diameter (mm)
 π :3.1416
Vc:Actual cutting speed
Ka: Cutting depth

- 切削速度
- CUTTING SPEED

$$V = \frac{\pi \times D \times N}{1000}$$

銑削加工の場合
MILLING APPLICATION

$$F = fz \times Z \times N$$

V:切削速度[m/min]
Ds:加工徑[mm]
N:主軸迴轉數[r.p.m]

V:Cutting speed(m/min)
Ds:Machining diameter (mm)
N:Spindle speed (r.p.m)

F:床台進給量[mm/min]
fz:每一刃的進給量[mm/刃]
Z: 刀數 (以刃數=1計算之)
N: 主軸迴轉數[r.p.m]

F:Machine feed rate (mm/min)
fz:Feed rate per flute (mm/flute)
Z:Flute numbers (1)
N:Spindle speed (r.p.m)

- 切削時間
- CUTTING TIME

$$T = \frac{60 \times L}{f \times N} = \frac{60 \times \pi \times D \times L}{1000 \times V \times f}$$

T:切削秒數[秒]
L:加工長度[mm]
f:每一回轉的進給量
[mm/rev]
N:主軸迴轉數[r.p.m]
V:切削速度[m/min]
Ds:加工徑[mm]

T:Cutting time (sec.)
L:Cutting length (mm)
f:Feed rate per revolution
(mm/rev)
N:Spindle speed (r.p.m)
V:Cutting speed
Ds:Cutting diameter (mm)

切削刀具使用上注意事項

NOTICE FOR USING CUTTING TOOL

對象製品	危險性	對策
全系列切削工具	◎ 刀刃銳利，直接用手接觸十分危險	※ 特別從箱子取出或裝置機械時，請使用保護手套等護具。
	◎ 使用方法或使用條件不適當的話，會導致刀具破損或飛散而有受傷的危險。	※ 使用安全護蓋與防護眼鏡等護具。 ※ 請在推薦條件範圍內使用，請參照使用說明書與目錄。
	◎ 由於衝擊的負荷與過度的磨耗致使切削抵抗急速增加，產生刀具破損飛散的危險而導致受傷。	※ 使用安全護蓋與防護眼鏡等護具。 ※ 及早進行刀具交換。
	◎ 高溫切屑飛散或過長的切屑排出，而有受傷與燙傷的危險。	※ 使用安全護蓋與防護眼鏡等護具。 ※ 去除切屑時，停止機械，戴上保護手套並使用鍋子、夾鉗等工具。
	◎ 切削時，刀具與被削材溫度極高，加工後直接用手接觸的話有受傷燙傷的危險。	※ 使用保護手套等護具。
	◎ 切削中發生火花與破損而引起的高熱，切屑引火、導致火災危險。	※ 請勿在有引火、爆發危險的地方使用。 ※ 使用非水溶性切削油劑的場合，請務必準備好防火對策。
	◎ 高速回轉使用之際，工作機械若不能保持平衡，由於振動的緣故，將導致刀具破損而有受傷的危險。	※ 使用安全護蓋與防護眼鏡等護具。 ※ 務必實施試運轉，並確認無任何振動等異常聲音。
	◎ 加工物的毛邊若直接用手接觸會有受傷的危險。	※ 請勿用手接觸。
捨棄式 (刀片交換式) 所有刀具	◎ 刀片與零件若未確定夾緊，在切削中會有脫落、飛散的危險發生。	※ 安裝座面與固定用零件上不得有異物附著，須清理乾淨後再安裝刀片。 ※ 安裝時，使用附屬板手，確實地將刀片與零件夾緊。又，除了規定的刀片與零件以外絕對不可以使用。
	◎ 使用管材等輔助工具過度栓緊則刀片與刀具會產生破損，脫落飛散的危險。	※ 不要使用管材輔助工具，請使用附屬板手。
	◎ 刀具在高速回轉的使用場合，由於離心力的緣故，刀片的零件會有飛出去的情形發生，十分危險，使用之際，安全方面請補充注意。	※ 請在推薦條件範圍內使用請參照使用說明書與目錄。
各種銑刀與其他回轉使用的刀具	◎ 銑刀類有銳利的切刃，直接用手接觸會受傷。 ◎ 刀具在偏心回轉或平衡不良時會產生振動，發生破損，飛散而導致受傷。	※ 請使用保護手套等護具。 ※ 請使用推薦條件範圍內的回轉速度。 ※ 由於軸承受等磨耗而產生偏心回轉與振動。請定期調整回轉部的經度與平衡度。
鑽頭	◎ 利用加工物回轉，進行穴貫通加工時，切剩的部份因高速而飛出，該圓盤十分銳利非常危險。 ◎ 銑刀類有銳利的切刃，直接用手接觸會受傷。 ◎ 極子徑鑽頭先端尖而銳利，指尖直接接觸摸就會導致刺傷，又折斷而飛散的情形也會發生。	※ 請使用安全護罩與防護眼鏡的護具。又夾頭部請安裝護罩。 ※ 使用時，請充分注意安全面請使用保護手套、防護眼鏡。

●最後● 本手冊之內容，乃記載有關安全上之基本項目，其他詳細事項，請參照各種刀具之使用說明書，目錄等資料，或向本公司詢問。

又，本公司不了解之情況下，進行改造等仕様更而發生事故，本公司不負任何責任。

對應鋼的韋氏之近似換算值

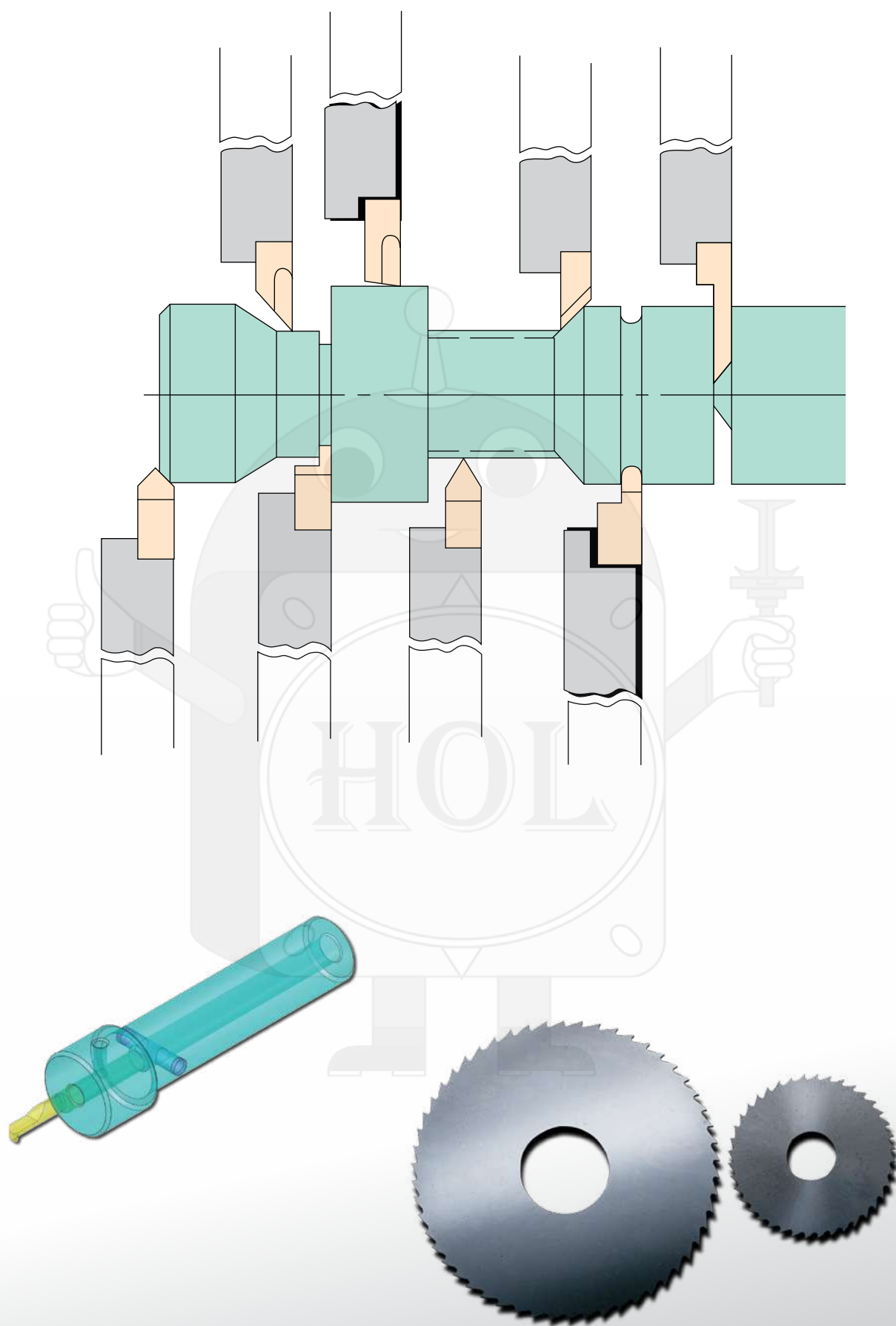
維氏硬度	勃氏硬度 10mm球 荷重3000kgf		洛氏硬度			蕭氏硬度	拉抗強度 (近似值) Mpa(1)	維氏硬度	勃氏硬度 10mm球 荷重3000kgf		洛氏硬度			蕭氏硬度	拉抗強度 (近似值) Mpa(1)
	標準球	碳化球	A量規	B量規	C量規				標準球	碳化球	A量規	B量規	C量規		
			荷重60kgf 鑽石 圓錐壓子	荷重100kgf 徑1.6mm (1/16in)球	荷重150kgf 鑽石 圓錐壓子						荷重60kgf 鑽石 圓錐壓子	荷重100kgf 徑1.6mm (1/16in)球	荷重150kgf 鑽石 圓錐壓子		
940	—	—	85.6	—	68.0	97		320	303	303	66.4	(107.0)	32.2	45	1005
920	—	—	85.3	—	67.5	96		310	294	294	65.8	—	31.0	—	980
900	—	—	85.0	—	67.0	95		300	284	284	65.2	(105.5)	29.8	42	950
880	—	(767)	84.7	—	66.4	93		295	280	280	64.8	—	29.2	—	935
860	—	(757)	84.4	—	65.9	92		290	275	275	64.5	(104.5)	28.5	41	915
840	—	(745)	84.1	—	65.3	91		285	270	270	64.2	—	27.8	—	905
820	—	(733)	83.8	—	64.7	90		280	265	265	63.8	(103.5)	27.1	40	890
800	—	(722)	83.4	—	64.0	88		275	261	261	63.5	—	26.4	—	875
780	—	(710)	83.0	—	63.3	87		270	256	256	63.1	(102.0)	25.6	38	855
760	—	(698)	82.6	—	62.5	86		265	252	252	62.7	—	24.8	—	840
740	—	(684)	82.2	—	61.8	84		260	247	247	62.4	(101.0)	24.0	37	825
720	—	(670)	81.8	—	61.0	83		255	243	243	62.0	—	23.1	—	805
700	—	(656)	81.3	—	60.1	81		250	238	238	61.6	99.5	22.2	36	795
690	—	(647)	81.1	—	59.7	—	2055	245	233	233	61.2	—	21.3	—	780
680	—	(638)	80.8	—	59.2	80		240	228	228	60.7	98.1	20.3	34	765
670	—	630	80.6	—	58.8	—		230	219	219	—	96.7	(18.0)	33	730
660	—	620	80.3	—	58.3	79		220	209	209	—	95.0	(15.7)	32	695
650	—	611	80.0	—	57.8	—		210	200	200	—	93.4	(13.4)	30	670
640	—	601	79.8	—	57.3	77		200	190	190	—	91.5	(11.0)	29	635
630	—	591	79.5	—	56.8	—		190	181	181	—	89.5	(8.5)	28	605
620	—	582	79.2	—	56.3	75		180	171	171	—	87.1	(6.0)	26	580
610	—	573	78.9	—	55.7	—		170	162	162	—	85.0	(3.0)	25	545
600	—	564	78.6	—	55.2	74		160	152	152	—	81.7	(0.0)	24	515
590	—	554	78.4	—	54.7	—	2055	150	143	143	—	78.7	—	22	490
580	—	545	78.0	—	54.1	72	2020	140	133	133	—	75.0	—	21	455
570	—	535	77.8	—	53.6	—	1985	130	124	124	—	71.2	—	20	425
560	—	525	77.4	—	53.0	71	1950	120	114	114	—	66.7	—	—	390
550	505	517	77.0	—	52.3	—	1905	110	105	105	—	62.3	—	—	—
540	496	507	76.7	—	51.7	69	1860	100	95	95	—	56.2	—	—	—
530	488	497	76.4	—	51.1	—	1825	95	90	90	—	52.0	—	—	—
520	480	488	76.1	—	50.5	67	1795	90	86	86	—	48.0	—	—	—
510	473	479	75.7	—	49.8	—	1750	85	81	81	—	41.0	—	—	—
500	465	471	75.3	—	49.1	66	1705								
490	456	460	74.9	—	48.4	—	1660								
480	448	452	74.5	—	47.7	64	1620								
470	441	442	74.1	—	46.9	—	1570								
460	433	433	73.6	—	46.1	62	1530								
450	425	425	73.3	—	45.3	—	1495								
440	415	415	72.8	—	44.5	59	1460								
430	405	405	72.3	—	43.6	—	1410								
420	397	397	71.8	—	42.7	57	1370								
410	388	388	71.4	—	41.8	—	1330								
400	379	379	70.8	—	40.8	55	1290								
390	369	369	70.3	—	39.8	—	1240								
380	360	360	69.8	(110.0)	38.8	52	1205								
370	350	350	69.2	—	37.7	—	1170								
360	341	341	68.7	(109.0)	36.6	50	1130								
350	331	331	68.1	—	35.5	—	1095								
340	322	322	67.6	(108.0)	34.4	47	1070								
330	313	313	67.0	—	33.3	—	1035								

本摘錄自JIS鐵鋼手冊(SAEH417)


注 1)1MPa=1N/mm²

注 2)中 () 內的數值，包括不常用範圍的項目僅供參考。

車刀加工示意圖



MEMO



MEMO

